Bi-metal Lug

Socome Bi–metal Lugs are made from the highest quality aluminium and copper. joined using a friction welding process.
The barrels are filled with a jointing compound, which breaks the oxide layers on the aluminium. The type testis follow IEC61238–1



Technical Data

Conductive Material

Aluminium–99.6% pure
Copper–99.9% pure
Tensile Strength–110MPa
Ductile Rating–28%
Joining Method –Friction Welding(IEC std)

Operating Temperature

–40℃ to 100℃

Conformant Standards

IEC (Fra.); DIN/VDE (Ger.)

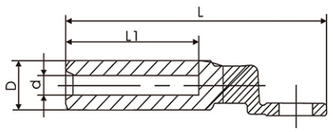

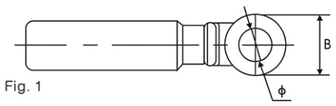

Fig. 1

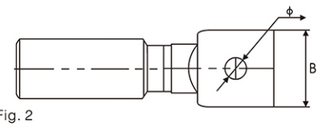

Fig. 2

Part No.	Conductor Size mm²	Dimensions(mm)						Pack (Pcs)
		d	D	L_1	L	B	ϕ	
CAU–16A	16	5.5	16	43	85	21	10.5	480
CAU–25A	25	6.5	16	43	85	21	10.5	480
CAU–35A	35	8.0	16	43	85	21	10.5	480
CAU–50A	50	9.0	20	43	90	25.6	12.8	300
CAL–70A	70	11.0	20	43	90	25.6	12.8	300
CAU–95A	95	12.5	20	43	90	25.6	12.8	300
CAU–120A	120	13.7	25	59	115	30	12.8	180
CAU–150A	150	15.5	25	59	115	30	12.8	180
CAU–185A	185	17.0	32	60	122	35	12.8	90
CAU–240A	240	19.5	32	60	122	35	12.8	90
CAU–300A	300	23.5	34	65	127	35	16.5	90
CAU–400A	400	26.0	40	90	160	36	16.5	54
CAU–500A	500	29.1	40	90	160	36	16.5	–
CAU–630A	630	32.5	47	94	200	60	16.5	–

Bi-metal Lug

CAU Bi–metal Lugs are made from the highest quality aluminium and copper. joined using a friction welding process.
The barrels are filled with a jointing compound, which breaks the oxide layers on the aluminium. The type testis follow IEC61238–1



Technical Data

Conductive Material

Aluminium–99.6% pure
Copper–99.9% pure
Tensile Strength–110MPa
Ductile Rating–28%
Joining Method –Friction Welding(IEC std)

Operating Temperature

–40℃ to 100℃

Conformant Standards

IEC (Fra.); DIN/VDE (Ger.)

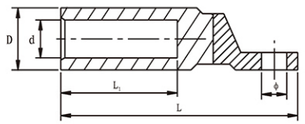

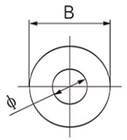

up to 400

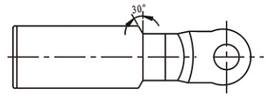

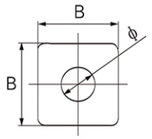

500 to 630

Part No.	Conductor Size mm²	Dimensions(mm)						Pack (Pcs)
		d	D	L_1	L	B	Φ	
CAU–16B	16	5.5	16	43	85	24	10.5	480
CAU–25B	25	6.5	16	43	85	24	10.5	480
CAU–35B	35	8.0	16	43	90	25	12.8	480
CAU–50B	50	9.0	20	43	90	25	12.8	300
CAU–70B	70	11.0	20	43	90	25	12.8	300
CAU–95B	95	12.5	20	43	90	25	12.8	300
CAU–120B	120	13.7	25	59	115	30	12.8	180
CAU–150B	150	15.5	25	59	115	30	12.8	180
CAU–185B	185	17.0	32	59	115	30	12.8	90
CAU–240B	240	19.5	32	59	115	35	12.8	90
CAU–300B	300	23.3	34	72	137	35	16.5	90
CAU–400B	400	26.0	40	93	160	36	16.5	54
CAU–500B	500	29.1	47	94	200	60×60	16.5	–
CAU–630B	630	32.5	47	94	200	60×60	16.5	–
CAU–800B	800	37.5	60	120	260	80×80	20.0	–
CAU–1000B	1000	42. 0	60	120	260	80×80	20.0	–

Bi-metal Lug

Bi–metal Lugs are made from the highest quality aluminium and copper, joined using a friction welding process. The barrels are filled with a jointing compound, which breaks the oxide layers on the aluminium.

For AL cable to DIN48201 and cable connector of AL to VDE0295



Technical Data

Conductive Material

Aluminium–99.6% pure DIN40501
Copper–99.9% pure DIN40500

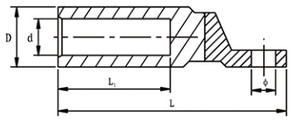

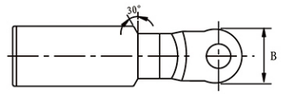

Part No	Conductor Size mm^2	Dimensions(mm)					
		d	D	L_1	L	B	ϕ
CAU–16C	16	5.5	12.0	42	90	24	8.5,10.5
CAU–25C	25	6.8	12.0	42	90	24	8.5,10.5
CAU–35C	35	8.0	14.0	43	90	24	8.5,10.5,13.0
CAU–50C	50	9.8	16.0	43	90	24	8.5,10.5,13.0
CAU–70C	70	11.2	18.5	52	90	24	10.5,13.0
CAU–95C	95	13.2	22	56	105	25	10.5,13.0,17.0
CAU–120C	120	14.7	23.0	60	115	30	13.0,17.0
CAU–150C	150	16.3	25.0	60	115	30	13.0,17.0
CAU–185C	185	18.3	28.5	60	122	36	13.0,17.0,21.0
CAU–240C	240	21.0	32.0	70	122	36	13.0,17.0,21.0
CAU–300C	300	23.3	34.0	70	125	36	10.5,13.0,17.0,21.0

Lugs And Connectors

XIKAI®

Bi-metal Lug(DIN 46239)

CAU Bi–metal Lugs are made from the highest quality aluminium and copper, joined using a friction welding process The barrels are filled with a jointing compound, which breaks the oxide layers on the aluminium.



Technical Data

For Aluminium cable to DIN48201 and Cable conductors of Al to VDE0295
Material:AL99.6% DIN40501 E–Cu DIN40500

Operating Temperature

–40℃ to 100℃

Conformant Standards

DIN 46239

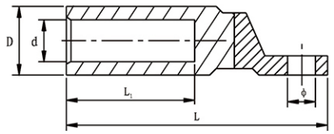

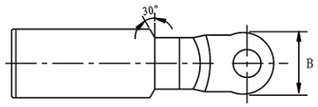

Part No	D	d	L1	L	S	Φ	B
CAU–10D	Φ10	Φ4.5	40	66	7	6.5	10
CAU–16D	Φ10	Φ5.5	40	66	7	6.5	10
CAU–25D	Φ12	Φ7	45	72	8	8.5	13
CAU–35D	Φ14	Φ8.5	51	80	9	8.5	14
CAU–50D	Φ16	Φ9.5	87	54	10	8.5	16
CAU–70D	Φ18	Φ12	95	59	11	8.5	20
CAU–95D	Φ21	Φ13	102	62	12.5	10.5	22
CAU–120D	Φ23	Φ15	105	65	13.5	10.5	25
CAU–150D	Φ25	Φ16	112	67	14.5	10.5	28
CAU–185D	Φ27	Φ18	121	70	15.5	13	30
CAU–240D	Φ30	Φ20	124	73	17	13	30
CAU–300D	Φ34	Φ23	133	78	19	13	35
CAU–400D	Φ38	Φ26	142	83	21	13	36

Bi-metal Lug

Bimetal Lugs are made from the highest quality aluminium and copper, joined using a friction welding process.
The barrels are filled with a jointing compound, which breaks the oxide layers on the aluminium.



Technical Data

Conductive Material

Aluminium–99.6% pure
Copper–99.9% pure
Tensile Strength–110MPa
Ductile Rating–28%
Joining Method –Friction Welding(IEC std)

Operating Temperature

–40℃ to 100℃

Conformant Standards

AS/NZS4325 Part1, IEC61238–1

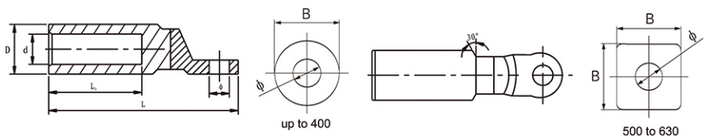

Part NO.	Dimension						Hex Die	Na of crimps
	d	D	L1	L	B	G		
BL16	5.5	12	32.0	75.0	22.0	22.0	9.0	1
BL25–10	7.5	12	32.0	75.0	22.0	22.0	9.0	1
BL25–12	7.5	12	32.0	75.0	22.0	22.0	9.0	1
BL35–10	8.5	12	32.0	75.0	22.0	22.0	9.0	1
BL35–12	8.5	12	32.0	75.0	22.0	22.0	9.0	1
BL50–10	9.5	16	32.0	75.0	24.0	26.0	13.2	1
BL50–12	9.5	16	32.0	75.0	24.0	26.0	13.2	1
BL70–10	11.5	16	32.0	75.0	24.0	26.0	13.2	1
BL70–12	11.5	16	32.0	75.0	24.0	26.0	13.2	2
BL95–10	13.5	21.5	60.0	115.0	24.0	26.0	17.3	2
BL95–12	13.5	21.5	60.0	115.0	24.0	26.0	17.3	2
BL120–10	15.5	21.5	60.0	115.0	30.0	32.0	17.3	2
BL120–12	15.5	21.5	60.0	115.0	30.0	32.0	17.3	2
BL150–10	16.5	27	60.0	120.0	30.0	32.0	22	2
BL150–12	16.5	27	60.0	120.0	30.0	32.0	22	2
BL185–10	18.5	27	60.0	120.0	35.0	37.0	22	2
BL185–12	18.5	27	60.0	120.0	35.0	37.0	22	2
BL240–10	22.0	35	60.0	135.0	35.0	37.0	28.4	2
BL240–12	22.0	35	60.0	135.0	35.0	37.0	28.4	2
BL300–10	23.5	35	60.0	135.0	36.0	38.0	28.4	2
BL300–12	23.5	35	60.0	135.0	36.0	38.0	28.4	2
BL300	23.5	35	60.0	135.0	36.0	38.0	28.4	2
BL400	26.5	47	70.0	165.0	50.0	52.0	39	2
BL500	30.0	47	70.0	165.0	50.0	52.0	39	2
BL630	34.0	54	70.0	175.0	50.0	62.0	43.0	2

MCCB Bi-metal Lug

CAU Bimetal Lugs are made from the highest quality aluminium and copper, joined using a friction welding process, The barrels are filled with a jointing compound. which breaks the oxide layers on the aluminium.

Technical Data

Conductive Material

Aluminium –99.6% pure
Copper–99.9% pure
Tensile Strength–110MPa
Ductile Rating –28%
Joining Method –Friction Welding

Operating Temperature

–40℃ to 100℃

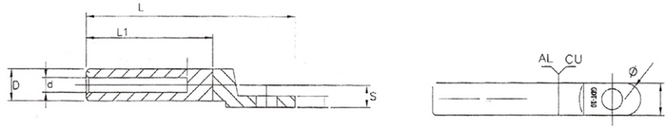

Type	Conductor Size(mm²)	Dimension			Stud Size
		L(mm)	d(mm)	B(mm)	
MCCB10–8	10	40	4.5	10	M8
MCCB16–8	16	40	5.5	10	M8
MCCB25–8	25	45	7.0	13	M8
MCCB35–8	35	51	8.5	14	M8
MCCB50–8	50	87	9.5	16	M8
MCCB70–8	70	95	11.0	16	M8
MCCB95–8	95	102	13.0	20	M8
MCCBI20–8	120	105	15.0	20	M8
MCCB150–8	150	112	16.0	22	M8
MCCB150–10	150	112	16.0	22	M10
MCCB150–12	150	112	16.0	22	M12
MCCB185–8	185	121	18.0	25	M8
MCCB185–10	185	121	18.0	25	M10
MCCB185–12	185	121	18.0	25	M12
MCCB240–8	240	124	20.0	28	M8
MCCB240–10	240	124	20.0	28	M10
MCCB240–12	240	124	20.0	28	M12
MCCB300–10	300	133	23.0	30	M10
MCCB300–12	300	133	23.0	30	M12
MCCB300–16	300	133	23.0	30	M16
MCCB400–10	400	142	26.0	32	M10
MCCB400–12	400	142	26.0	32	M12
MCCB400–16	400	142	26.0	32	M16

Bi-metal Lug (Square Narrow Plate)

CAU Bi–metal Lug are made from the highest quality aluminium and copper, joined using a friction welding process. The barrels are filled with a jointing compound, which breaks the oxide layers on the aluminium.

Technical Data

Conductive Material

Aluminium –99.6% pure
Copper–99.9% pure
Tensile Strength–110MPa
Ductile Rating –28%
Joining Method –Friction Welding

Operating Temperature

–40℃ to 100℃

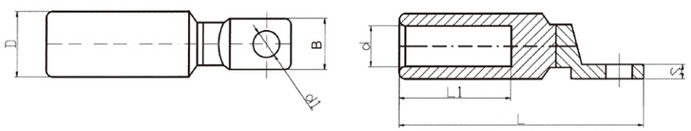

Part No.	D	d	B	d1	L1	L	S
DTL–F–10	16	4.5	14	8.5	42	87	4.2
DTL–F–16	16	5.5	14	8.5	42	87	4.2
DTL–F–25	16	7	14	8.5	42	87	4.2
DTL–F–35	16	8.5	14	8.5	42	87	4.2
DTL–F–50	20	9.5	17	10.5	50	100	5.2
DTL–F–70	20	11.5	17	10.5	50	100	5.2
DTL–F–95	20	13	17	10.5	50	100	5.2
DTL–F–120	25	15	21	13	60	120	6.2
DTL–F–150	25	16.5	21	13	60	120	6.2
DTL–F–185	32	18	25	13	60	125	7.2
DTL–F–240	32	19.5	25	13	60	125	7.2
DTL–F–300	34	23.5	30	13	65	145	8
DTL–F–400	40	26	32	13	70	150	8
DTL–F–500	40	29	32	13	70	150	8

Bi-matal Lug

Material: : 99.5 % pure aluminum
99.95% pure copper
Joining Method :Friction Welding
Operation Temperature : –40℃ to 100℃

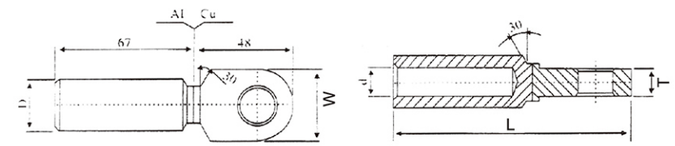

Part No.	Conductor Size mm²	Dimensions(mm)		
		d	D	L
DTL–G–35	35	8.5	20	151
DTL–G–50	50	9.5	20	151
DTL–G–70	70	11.5	20	151
DTL–G–95	95	13.5	20	151
DTL–G–120	120	15.5	25	151
DTL–G–150	150	17	25	151
DTL–G–185	185	19	32	151
DTL–G–240	240	21	32	151
DTL–G–300	300	23	40	151
DTL–G–400	400	26	40	151
DTL–G–500	500	27.3	47	151

Bi-metal Lug

Product property: It is used for screwing non-tension aluminium Connections using copper washers
Conductive material
Aluminium-99.6% pure
Copper-99.9% pure
Standard:IEC61238-1

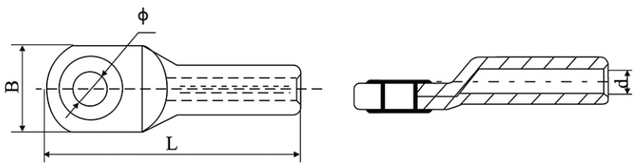

Part No.	Dimensions(mm)			
	L	d	B	ϕ
BLT10-6	63	5	18	6.5
BLT10-8	63	5	22	8.5
BLT16-8	63	5.8	22	8.5
BLT16-10	65	5.8	25	10.2
BLT25-8	71	6.8	22	8.5
BLT25-10	73	6.8	25	10.5
BLT25-12	73	6.8	27.5	13
BLT35-8	79	8	22	8.5
BLT35-10	80	8	26	10.5
BLT35-12	82.5	8	30	13
BLT50-8	84.5	9.8	25	8.5
BLT50-10	86	9.8	27	10.5
BLT50-12	87.5	9.8	30	13
BLT50-8	98.5	11.2	28	8.5
BLT70-10	100	11.2	29	10.5
BLT70-12	102.5	11.2	32	13
BLT95-10	106.5	13.2	32	10.5
BLT95-12	106.5	13.2	35	13

Part No.	Dimensions(mm)			
	L	d	B	ϕ
BLT95-16	108.5	13.2	38	17
BLT120-10	107.5	14.7	34	10.5
BLT120-12	107.5	14.7	35	13
BLT120-16	109.5	14.7	38	17
BLT150-10	119	16.3	35	10.5
BLT150-12	119	16.3	35	13
BLT150-16	121.5	16.3	41	17
BLT150-20	123	16.3	44	21
BLT185-12	123.5	18.3	40	13
BLT185-16	124.5	18.3	42	17
BLT185-20	126	18.3	46	21
BLT240-12	136	21	45	13
BLT240-16	136	21	45	17
BLT240-20	136	21	49	21
BLT300-16	144	23.3	51	17
BLT300-20	145	23.3	51	21
BLT400-16	187	26	58	17
BLT400-20	187	26	58	21

Pre Insulated Bi-metal Lug

Pre-insulated bimetal lug is used to establish connection between LV-ABC cable and electrical equipments.

Palm is made of 99.9% pure copper and sleeve is made of 99.6% pure aluminium.

Cross-section of conductor can be easily identified by the color code of elastomeric rings

Elastomeric ring and pre-filled grease enable super waterproof performance.

Watertightness test carried out at 6kV for I minute under water.

Insulation tube is made of weather and UV resistant polymer.

Standard: EN 50483-4 . NFC 33-021.

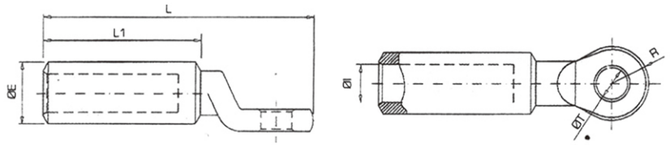

Part No.	Φ	C	B	L	Color code	Package(pcs)	Gross weight (kg)
CAU-P16-10	10.5	16	20	75	Blue	200	8
CAU-P25-12	13	16	24	100	Orange	200	16
CAU-P35-12	13	20	24	100	Red	200	15.5
CAU-P50-12	13	20	24	100	Yellow	200	15.5
CAU-P54.6-12	13	20	24	100	Black	200	14
CAU-P70-12	13	20	24	100	White	200	14.5
CAU-P95-12	13	20	24	100	Grey	200	14
CAU-P120-12	13	25/28	30	118	Pink	200	15
CAU-P150-12	13	25/28	30	118	Violet	200	15

Bi-Metal Pin Lug

Material: : 99.5 % pure aluminium
99.90% pure copper
Joining Method :Friction Welding
Operation Temperature : −40℃ to100℃

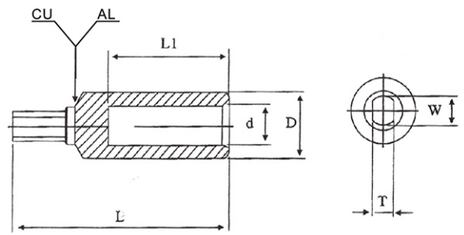

Part No.	Conductor Size mm^2	Dimensions(mm)					
		D	d	L1	L	W	T
PBL−10	10	12	4.5	20	40	5.5	3
PBL−16	16	12	5.5	20	40	5.5	3
PBL−25	25	14	6.5	30	50	5.5	3
PBL−35	35	14	8.5	30	50	7	5
PBL−50	50	16	9.5	30	53	7	5
PBL−70	70	20	11.5	40	70	9	7
PBL−95	95	20	13.5	40	70	9	7
PBL−120	120	25	15	45	75	10	8
PBL−150	150	25	17	45	75	10	8

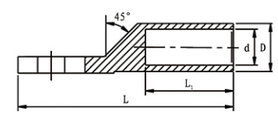

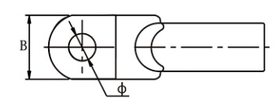

Bi-metal Lug

Material

Aluminium−99.6%; Pure Copper−99.9% Pure

Part No.	Dimensions(mm)					
	d	D	L1	L	B	ϕ
DTL−10	5.3	11	28	68	16	8.5
DTL−16	6.3	11	32	70	16	8.5
DTL−25	7.3	12	34	75	18	8.5
DTL−35	8.5	14	40	85	20.5	10.5
DTL−50	9.8	16	42	90	23	10.5
DTL−70	11.5	18	48	102	26	12.5
DTL−95	13.5	21	52	112	28	12.5
DTL−120	15	23	53	120	30	14.5
DTL−150	16.5	25	56	126	34	14.5
DTL−185	18.5	27	58	133	37	17
DTL−240	21	30	60	140	40	17
DTL−300	24	34	65	160	50	21
DTL−400	27	38	70	170	50	21
DTL−500	29	45	75	180	60	21

Bi-metal Lug

Material

Aluminium−99.6%; Pure Copper−99.9% Pure



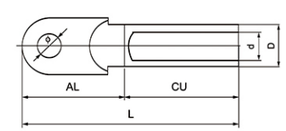

Part No.	Cable Size mm^2	Dimensions(mm)			
		d	D	L	ϕ
DLT−16	16	5.5	8	55	13
DLT−25	25	6.5	9.5	70	13
DLT−35	35	8	12.5	70	13
DLT−50	50	9.5	14	90	13
DLT−70	70	11	16	90	13
DLT−95	95	12.5	18	100	13
DLT−120	120	14	20	105	13
DLT−150	150	16	22	115	13
DLT−185	185	17	24	115	17
DLT−240	240	20	28	140	17
DLT−300	300	22	31	140	17

Bi-metal Lug With 2 Holes

Material

Aluminium–99.6% Pure Copper–99.9% Pure

Standard

IEC 61238–1

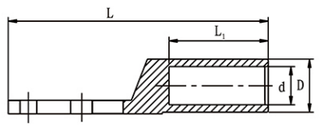

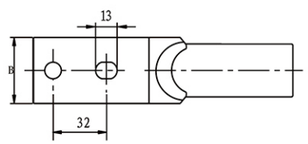

Part No.	Dimensions(mm)				
	d	D	L1	L	B
DTL–2–35	8.5	16	40	117	22
DTL–2–50	9.8	16	42	117	22
DTL–2–70	11.5	18	48	133	28
DTL–2–95	13.5	21	52	144	28
DTL–2–120	15	23	53	148	34
DTL–2–150	16.5	25	56	152	34
DTL–2–185	18.5	27	58	163	40
DTL–2–240	21	30	60	168	40
DTL–2–300	24	34	65	180	50
DTL–2–400	27	38	70	192	50

Long Palm Bi-metal Lug With 2 Holes



Material

Aluminium–99.6% Pure Copper–99.9% Pure

Standard

IEC 61238–1

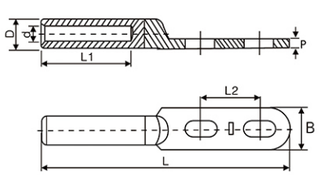

Part No.	Dimensions(mm)						
	d	D	L_1	L_2	L	B	P
BL–35LP	8.5	14	40	45	155	26	4
BL–50LP	9.5	16	40	45	155	26	4.5
BL–70LP	11.5	18	40	45	155	26	5
BL–95LP	13.5	21	50	45	180	30	5.5
BL–120LP	15	23	50	45	180	30	6
BL–150LP	16.5	25	50	45	180	30	6
BL–185LP	18.5	28	60	45	200	40	7
BL–240LP	21	30	60	45	200	40	7

Bi-metal Lug

These Bimetal Lugs are made from the highest quality aluminium and copper, joined using a friction welding process, The barrels are filled with a jointing compound. which breaks the oxide layers on the aluminium

The type test is follow IEC61 238–1



Technical Data

Conductive Material

Aluminium–99.6% pure
Copper–99.9% pure
Tensile Strength–110MPa
Ductile Rating –28%
Joining Method –Friction Welding(IEC std)

Operating Temperature

–40℃ to 100℃

Conformant Standard

IEC 61238–1

Electrical Propertie

Resistivity Aluminium : 2.6 micro–ohm cm(max)
Copper: 1.738 micro–ohm cm
Conductivity Aluminium : 61 . 8 % IACS(min)
Copper: 99.7%IACS

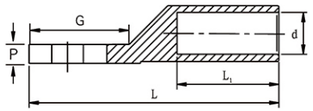

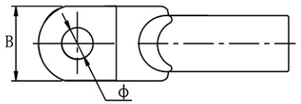

Part No.	Dimensions(mm)					
	L	L1	d	B	G	P
BL–16P	75	32	5.5	20	24	4.5
BL–25P	75	32	7.5	20	24	4.5
BL–35P	75	32	8.5	20	24	4.5
BL–50P	75	32	9.5	24	24	4.5
BL–70P	75	32	11.5	24	24	4.5
BL–95P	115	60	13.5	24	34	6
BL–120P	115	60	15.5	30	34	6
BL–150P	120	60	16.5	30	38	7
BL–185P	120	60	18.5	35	38	7
BL–240P	135	60	22.0	35	44	7
BL–300P	135	60	23.5	36	44	7
BL–300P	135	60	23.5	36	44	7
BL–400P	165	70	26.5	50	52	10
BL–500P	165	70	30.0	50	52	10
BL–630P	175	70	34.0	50	62	10

Tin-plated Aluminium Lug

Aluminium cable lug manufactured from aluminium alloy tube of purty equal or higher than 99.5%. The complete cable lug surface is tinned by means of an electrofytic process. Incorporates neutral grase to avoid aluminium oxidation. It is especially designed for under ground cable connections.

According to UNE 211024 standard.

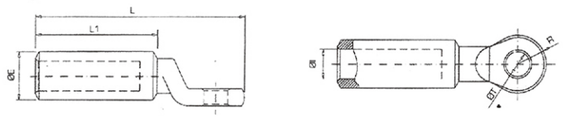

Part No.	Section mm²	Dimensions(mm)					
		ΦE	ΦI	ΦT	R	L1	L
TAL16	16	16	5.5	13.0	13.0	48.0	88.0
TAL-25	25	16	6.5	13.0	13.0	48.0	88.0
TAL-35	35	16	9.0	13.0	13.0	48.0	88.0
TAL-50*	50	20	9.0	13.0	13.0	48.0	88.0
TAL-70	70	20	11.0	13.0	13.0	48.0	88.0
TAL-95*	95	20	12.5	13.0	13.0	48.0	88.0
TAL-120	120	25	14.0	13.0	15.0	65.0	113.0
TAL-150*	150	25	15.5	13.0	15.0	65.0	113.0
TAL-185	185	32	17. 0	13.0	18.0	65.0	122.0
TAL-240*	240	32	19.5	13.0	18.0	65.0	122.0
TAL-300	300	34	23.3	13.0	20.0	100.0	160.0
TAL-400*	400	40	26.0	13.0	20.0	100.0	160.0

Bolt Type Bi-metal Lug

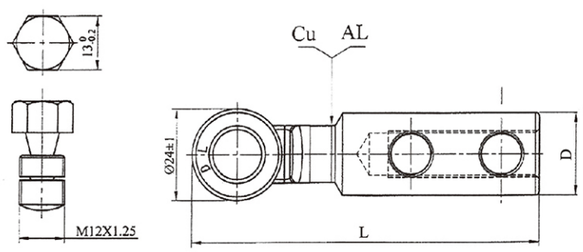



Item No.	Cross section (mm²)	B	L	D	Bolt
DTLL-16/70-12/B	16/70	Φ24 ± 1	92 ± 2	Φ23 ± 0.2	M12x1.25
DTLL-50/150-12/B	50/150	Φ30 ± 1	108 ± 2	Φ28 ± 0 2	M16x1.25
DTLL-95/240-16/B	95/240	Φ35 ± 1	129 ± 2	Φ34 ± 0.2	M16x1.25
DTLL-185/400-16/B	185/400	Φ50 ± 1	196 ± 3	Φ44 ± 0.2	M22x1.25

Mechanical Cable Lug. Centric With 2 Or 3 Shear-off-head Bolts

Material

Connector Body: high strength aluminium alloy
Bolts: brass, tin-plated ,with inner and outer hexagon or aluminium alloy
Surface:
Connector Body: tin-plated
Center rings: center rings are enclosed for centric conductor positioning

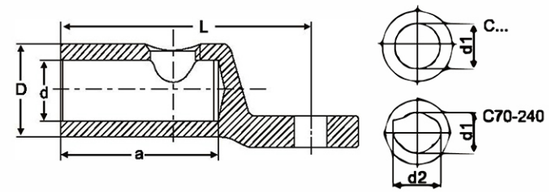

Part No.	Al in mm²			Cu in mm²		Number of bolts	Dimensions mm				Palm hole mm
	round stranded	round solid	sector stranded	round stranded	sector stranded		L	d	D	a	
MCL 25-95×12 MCL 25-95×16	25-95	25-95	25-70	25-95	25-70	1	60	12.5	24	32	13
MCL35-150×12 MCL35-150×16	35-150	35-150	35-150	35-150	35-150	1	86	15.5	30	35	13 17
MCL95-240×12 MCL95-240×16	95-240	95-240	95-185	95-240	95-185	2	112	20	33	56	13 17
MCL120-300×12 MCL120-300×16	120-300	120-300	120-240	120-300	120-240	2	115	25	38	67	13 17
MCL185-400×12 MCL185-400×16	185-400	185-400	185-300	185-400	185-300	2	137	29	42	78	13 17

Mechanical Connector 42Kv With 2 Hexagon Socket Screws Or 2 Shear-off-head Bolts And Oil Stop

Mechanical Connector up t0 42 kV with shear-off-head bolts and transfers grooving
Connector Body: high strength aluminium alloy
Bolts: tin - plated, aluminium alloy
Surface:
Connector Body: tin-plated
Center rings: center rings are enclosed for centric conductor positioning

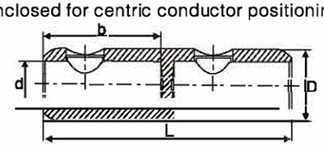

Part No.	Al in mm²			Cu in mm²		Number of bolts	Dimensions mm			
	round stranded	round solid	sector stranded	round stranded	sector stranded		L	d	D	b
MC25-95	25-95	25-95	25-70	25-95	25-70	2	65	12.5	24	32
MC35-150	35-150	35-150	35-120	35-150	35-120	2	80	15.5	30	35
MC95-240	95-240	95-240	95-185	95-240	95-185	4	125	20	33	56
MC120-300	120-300	120-300	120-2400	120-300	120-2400	4	140	20	38	67
MC185-400	185-400	185-400	185-300	185-400	185-300	6	170	26	42	82
MC300-500	300-500	300-500	300-400	300-500	300-400	6	200	34	52	94

Aluminium Crimp Lug

Material: Al conductor, design according to DIN 48201
Surface: bare

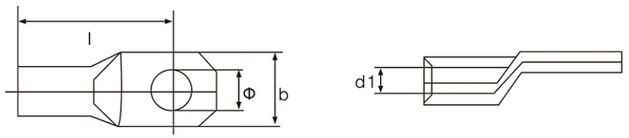

Conductor size	Φ	d1	v1	v2	l	b
16	8.5	5.8	4	2	52.0	18.0
16	10.5	5.8	4	2	52.0	18.0
25	8.5	6.8	4	2	60.0	18.0
25	10.5	6.8	4	2	60.0	18.0
35	10.5	8.0	5	2	67.0	21.0
35	13.0	8.0	5	2	67.0	21.0
50	10.5	9.8	5	2	72.0	25.0
50	13.0	9.8	5	2	72.0	25.0
70	10.5	11.2	6	3	86.0	28.0
70	13.0	11.2	6	3	86.0	28.0
95	10.5	13.2	6	3	90.0	32.0
95	13.0	13.2	6	3	90.0	32.0
95	17.0	13.2	6	3	90.0	34.0
120	13.0	14.7	6	3	91.0	32.0
120	17.0	14.7	6	3	91.0	34.0
150	13.0	16.3	6	3	103.0	35.0
150	17.0	16.3	6	3	103.0	35.0
150	21.0	16.3	6	3	103.0	41.0
185	13.0	18.3	6	3	106.0	40.0
185	17.0	18.3	6	3	106.0	40.0
185	21.0	18.3	6	3	106.0	40.0
240	13.0	21.0	8	3	116.0	45.0
240	17.0	21.0	8	3	116.0	45.0
240	21.0	21.0	8	3	116.0	45.0

DIN46239 Aluminium Crimp Lug

Material:Al conductor, design according to DIN 46239
Surface: Bare

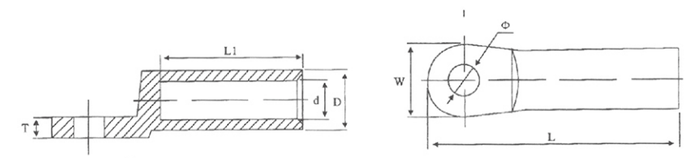

Part NO.	Cable Spec.(mm²)	MOMINAL Dimensions(mm)						
		d	D	W	L	L1	T	Φ
DL-DIN-25	25	6.8	12	25	62.5	30	4	M10
DL-DIN-35	35	8	14	25	74.5	42	4	M10
DL-DIN-50	50	9.8	16	25	74.5	42	5.5	M10
DL-DIN-70	70	11.2	18.5	25	84.5	52	5.5	M10
DL-DIN-95	95	13.2	22	25	87.5	56	6	M12
DL-DIN-120	120	14.7	23	30	95	56	7.5	M12
DL-DIN-150	150	16.3	25	30	105	60	8	M12
DL-DIN-185	185	18.3	28.5	30	106	60	8	M12
DL-DIN-240	240	21	32	38	122	70	11	M12
DL-DIN-300	300	23.3	34	38	122	70	13	M16
DL-DIN-400	400	26	38.5	38	135	73	14	M16
DL-DIN-500	500	29	44	44	144	79	15	M16

Aluminium Crimp Lug

Part No.	Dimensions(mm)					
	ϕ	D	d	L	L1	B
DL-10	8.5	9	5.3	64	29	16
DL-16	8.5	10	6.3	67	31	16
DL-25	8.5	12	7.3	75	34	18
DL-35	10.5	14	8.5	85	40	20.5
DL-50	10.5	16	9.8	90	42	23
DL-70	12.5	18	11.5	102	48	26
DL-95	12.5	21	13.5	112	52	28
DL-120	14.5	23	15.0	120	53	30
DL-150	14.5	25	16.5	126	56	34
DL-185	17	27	18.5	133	58	37
DL-240	17	30	21.0	140	60	40
DL-300	21	34	24.0	160	65	50
DL-400	21	38	27.0	170	70	50
DL-500	21	42	29.0	180	75	50

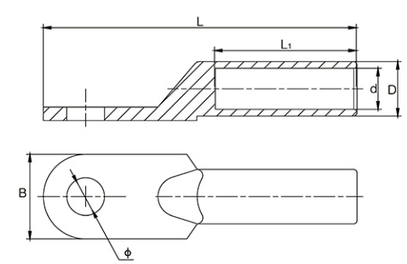

Bi-metal Crimp Connector

Bi–Metal connectors are friction welded from the highest quality aluminium and copper,
The barrels are filled with jointing compound

Technical Data

Conductive Material

Aluminium –99.6% pure
Copper–99.95% pure
Tensile Strength–110MPa
Ductile Rating –28%
Final Metal State –Fully Annealed inc. joint
Joining Method –Friction Welding(IEC std)

Operating Temperature

–40℃ to 125℃

Conformant Standard

IEC 61238–1

Electrical Properties

Resistivity Aluminium: 2.6 micro–ohm cm(max)
Copper: 1.738 micro–ohm cm
Conductivity Aluminium : 61.8 %IACS(min)
Copper: 99.9%IACS

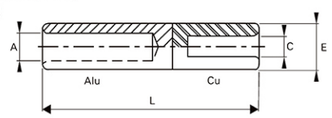

Part No.	Conductor(mm²)		Dimensions(mm)			
	Alu	Cu	E	A	C	L
CAU25–25	25	25	16	6.5	7.5	90.5
CAU35–25	35	25	20	8	7.5	106.5
CAU50–35	50	35	20	9	8.5	106.5
CAU50–70	50	70	20	9	11	106.5
CAU70–35	70	35	20	11	8.5	106.5
CAU70–50	70	50	20	11	9.5	106.5
CAU70–70	70	70	20	11	11	106.5
CAU95–50	95	50	20	12.5	9.5	106.5
CAU95–70	95	70	20	12.5	11	106.5
CAU95–75	95	75	20	12.5	12	106.5
CAU95–95	95	95	20	12.5	13	106.5
CAU120–70	120	70	25	13.7	11	133
CAU120–95	120	95	25	13.7	13	133
CAU120–120	120	120	25	13.7	14.2	133
CAU150–95	150	95	25	15.5	13	133
CAU150–120	150	120	25	15.5	14.2	133
CAU150–150	150	150	25	15.5	16	133
CAU185–95	185	95	32	17	13	143.5
CAU185–120	185	120	32	17	14.2	143.5
CAU185–150	185	150	32	17	16	143.5
CAU185–185	185	185	32	17	18	143.5
CAU240–120	240	120	32	19.5	14.2	143.5
CAU240–150	240	150	32	19.5	16	143.5
CAU240–185	240	185	32	19.5	18	143.5
CAU240–240	240	240	32	19.5	20	143.5
CAU300–185	300	185	40	23.3	18	180
CAU300–240	300	240	40	23.3	22	180
CAU400–240	400	240	40	26	22	180
CAU630–300	630	300	47	32.5	23	218.5

Bi-metal Stalk Connector

Bi–Metal connectors are friction welded from the highest quality aluminium and copper,
The barrels are coated with jointing compound.

Technical Data

Conductive Material

Aluminium–99.6% pure
Copper–99.95% pure
Tensile Strength–110MPa
Ductile Rating –28%
Final Metal State –Fully Annealed inc.joint
Joining Method–Friction Welding(IEC std)

Operating Temperature

–40℃ to 125℃

Conformant Standards

IEC 61238–1, AS/NZS4325

Electrical Properties

Resistivity Aluminium: 2.6 micro–ohm cm(max)
Copper: 1.738 micro–ohm cm
Conductivity Aluminium : 61 . 8 %IACS(min)
Copper: 99.9%IACS

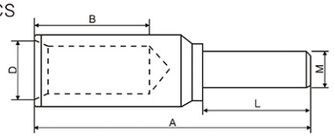

Part No.	Conductor (mm²)	Conductor Dia. Al/CU	Dimensions(mm)				
			A	B	D	L	M
DSL6/12	6	7/1.04	70	32	2.5	28	12
DSL10/12	10	7/1.35	70	32	4.5	28	12
DSL16/12	16	7/1.70	70	32	5.5	28	12
DSL25/12	25	19/1.35	70	32	7.5	28	12
DSL35/12	35	19/1.53	70	32	8.5	28	12
DSL50/12	50	19/1.78	70	32	9.5	28	12
DSL70/12	70	19/2.14	70	32	11.5	28	12
DSL95/12	95	37/1.78	110	60	13.5	37	12
DSL120/12	120	37/2.03	110	60	15.5	37	12
DSL120/14	120	37/2.03	110	60	15.5	37	14
DSL150/12	150	37/2.25	120	60	16.5	45	12
DSL150/14	15	37/2.25	120	60	16.5	45	141
DSL185/16	185	37/2.52	120	60	18.5	45	16
DSL185/18	185	37/2.52	120	60	18.5	45	18
DSL240/16	240	61/2.25	120	60	22.0	45	16
DSL240/18	240	61/2.25	120	60	22.0	45	18
DSL300/16	300	61/2.52	120	60	23.5	45	16
DSL300/18	300	61/2.52	120	60	23.5	45	18
DSL400/18	400	61/2.85	155	70	26.5	65	18
DSL400/20	400	61/2.85	155	70	26.5	65	20
DSL500/18	500	61/3.20	155	70	30.0	65	18
DSL500/20	500	61/3.20	155	70	30.0	65	20
DSL630/20	630	127/2.52	160	70	34.0	65	20

Bi-metal Crimp AND Reducing Connector (DIN 282201)

Bi–Metal connectors are friction welded from the highest quality aluminium(99.6% pure) and copper(99.9% pure).The barrels are coated with jointing compound.

Technical Data

Conductive Material

Aluminium –99.6% pure
Copper–99.95% pure
Tensile Strength–110 MPa
Ductile Rating –28%
Final Metal State–Fully Annealed inc. joint
Joining Method–Friction Welding(IEC std)

Operating Temperature

–40℃ to 125℃

Conformant Standards

DIN28201 IEC 61238–1, AS/NZS4325

Electrical Properties

Resistivity Aluminium: 2.6 micro–ohm cm(max)
Copper: 1.738 micro–ohm cm
Conductivity Aluminium : 61.8 % IACS(min)
Copper: 99.7%IACS

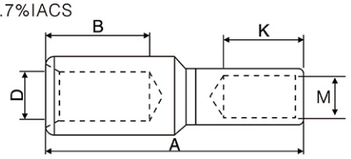

Part No.	Conductor (mm^2)	Conductor Dia. Al/CU	Dimensions(mm)				
			A	B	D	K	M
BCRL16/10	16/10	7/1.70–7/1.35	70	32	5.5	21	4.5
BCRL16/16	16/16	7/1.70–7/1.70	70	32	5.5	21	5.5
BCRL25/16	25/16	19/1.35–7/1.70	70	32	7.5	21	5.5
BCRL25/25	25/25	19/1.35–19/1.35	70	32	7.5	21	7.5
BCRL35/25	35/25	19/1.53–19/1.35	70	32	8.5	21	7.5
BCRL35/35	35/35	19/1.53–19/1.53	70	32	8.5	21	8.5
BCRL50/35	50/35	19/1.78–19/1.53	70	32	9.5	24	8.5
BCRL50/50	50/50	19/1.78–19/1.78	70	32	9.5	24	9.5
BCRL70/50	70/50	19/2.14–19/1.78	70	32	11.5	24	9.5
BCRL70/70	70/70	19/2.14–19/2.14	70	32	11.5	24	11.5
BCRL95/70	95/70	37/1.78–19/2.14	110	60	13.5	32	11.5
BCRL95/95	95/95	37/1.78–19/1.78	110	60	13.5	32	13.5
BCRL120/95	120/95	37/2.03–37/1.78	110	60	15.5	32	13.5
BCRL120/120	120/120	37/2.03–37/2.03	110	60	15.5	32	15.5
BCRL150/120	150/120	37/2.25–37/2.03	120	60	16.5	40	15.5
BCRL150/150	150/150	37/2.25–37/2.25	120	60	16.5	40	16.5
BCRL185/150	185/150	37/2.52–37/2.25	120	60	18.5	40	16.5
BCRL185/185	185/185	37/2.52–37/2.52	120	60	18.5	40	18.5
BCRL240/185	240/185	61/2.25–37/2.52	120	60	22.0	40	18.5
BCRL240/240	240/240	61/2.25–61/2.25	120	60	22.0	40	21.5
BCRL300/240	300/240	61/2.52–61/2.25	120	60	23.5	40	21.5
BCRL300/300	300/300	61/2.52–61/2.52	120	60	23.5	40	23.5
BCRL400/300	400/300	61/2.85–61/2.52	155	70	26.5	55	23.5
BCRL400/400	400/400	61/2.85–61/2.85	155	70	26.5	55	26.5

Bi-metal Connector (PIN Type)

Bi–Metal connectors are friction welded from the highest quality aluminium and copper,
The barrels are coated with jointing compound
Material: Al 99.6 % DIN40501 , Cu DIN 40500

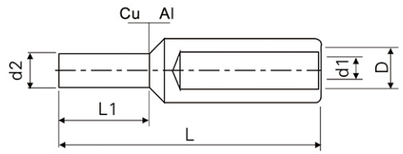



Part No.	Section(mm^2)	Dimensions(mm)				
		d1	D	d2	L1	L
PBL–16A	16	5.5	12	6	20	58
PBL–25A	25	6.8	12	6	20	58
PBL–35A	35	8.3	14	7	22	71
PBL–50A	50	10	16	8	25	74
PBL–70A	70	11.5	18.5	10	30	87
PBL–95A	95	13.2	22.5	12	33	91
PBL–120A	120	14.7	23	12	38	98
PBL–150A	150	16.3	25	12	38	108
PBL–185A	185	18.3	28.5	14	44	116
PBL–240A	240	21	32	16	44	128
PBL–300A	300	23.3	38.5	18	46	131
PBL–400A	400	26	40	18	56	153

Remark!
Terminals are filled with special contact grease and packed in foil;

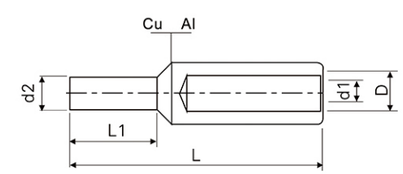



Part No.	Section(mm^2)	Dimensions(mm)				
		d1	D	d2	L1	L
PBL–16B	16	5.5	16	8	47.5	58
PBL–25B	25	6.5	16	8	47.5	58
PBL–35B	35	8	16	8	47.5	71
PBL–50B	50	9	20	12	47.5	74
PBL–70B	70	11	20	12	47.5	87
PBL–95B	95	12.5	20	12	47.5	91
PBL–120B	120	13.7	25	14	64	97
PBL–150B	150	15.5	25	14	64	108
PBL–185B	185	17	32	14	64	116
PBL–240B	240	19.5	32	14	64	128

Bi-metal Connector

Bi–Metal connectors are friction welded from the highest quality aluminium and copper,
The barrels are coated with jointing compound

Technical Data

Conductive Material

Aluminium–99.6% pure
Copper–99.95% pure
Tensile Strength–110MPa
Ductile Rating –28%
Final Metal State–Fully Annealed inc. joint
Joining Method –Friction Welding(IEC std)

Operating Temperature

–40℃ to 125℃

Conformant Standard

IEC 61238–1



Electrical Properties

Resistivity Aluminium: 2.6 micro–ohm cm(max)
Copper: 1.738 micro–ohm cm
Conductivity Aluminium : 61 .8 % IACS(min)
Copper: 99.7%IACS

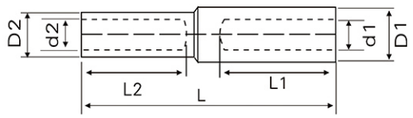

Part No.	Conductor(mm²)		Dimensions(mm)						
	Al	Cu	d2	D2	d1	D1	L1	L2	L
GTL16	16	10	5	9	6	10	35	30	75
GTL25	25	16	6	10	7	12	35	30	80
GTL35	35	25	7	11	8.5	14	42	30	85
GTL50	50	35	8.5	13	9.5	16	42	32	90
GTL70	70	50	9.5	15	11.5	18	45	38	95
GTL95	95	70	11.5	17	13.5	21	45	40	100
GTL120	120	95	13.5	19	15	23	50	42	107
GTL150	150	120	15	21	17	25	55	44	120
GTL185	185	150	17	23	18.5	28	60	46	125
GTL240	240	185	19	26	21	30	60	54	130
GTL300	300	240	21	28	23	34	65	56	145
GTL400	400	300	23	30	27	45	70	60	155
GTL500	500	400	27	34	29	47	75	65	165
GTL630	630	500	29	38	35	54	80	70	180

Medium Voltage 10-33KV Aluminium Splices

Filled with neutral grease, extremities closed by a protection cap.
IEC 61238 Standard

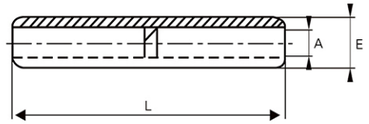

Same wire ranges

Part No.	Wire range(mm²)	Dimensions(mm)		
		A	E	L
GL 16	16	5.5	16	91
GL 25	25	6.5	16	91
GL 35	35	8	16	91
GL 50	50	9	20	107
GL 70	70	11	20	107
GL 95	95	12.5	20	107
GL 120	120	13.7	25	133.5
GL 150	150	15.5	25	133.5
GL 185	185	17	32	144
GL 240	240	19.5	32	144
GL 300	300	23.3	40	218.5
GL 400	400	26	40	218.5
GL 500	500	29.1	47	219
GL 630	630	32.5	47	219

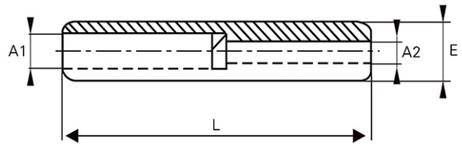

Un-equal Wire Ranges

Part No.	Wire range(mm²)		Dimensions(mm)			
			A1	A2	E	L
GL 35–25	35	25	8	6.5	16	90
GL 50–25	50	25	9	6.5	20	107
GL 50–35	50	35	9	8	20	107
GL 70–35	70	35	11	8	20	107
GL 70–50	70	50	11	9	20	107
GL 95–25	95	25	12.5	6.5	20	107
GL 95–35	95	35	12.5	8	20	107
GL 95–50	95	50	12.5	9	20	107
GL 95–70	95	70	12.5	11	20	107
GL 150–35	150	35	15.5	8	25	133.5
GL 150–50	150	50	15.5	9	25	133.5
GL 150–70	150	70	15.5	11	25	133.5
GL 150–95	150	95	15.5	12.5	25	133.5
GL 150–120	150	120	15.5	13.7	25	133.5
GL 240–50	240	50	19.5	9	32	144
GL 240–70	240	70	19.5	11	32	144
GL 240–95	240	95	19.5	12.5	32	144
GL 240–120	240	120	19.5	13.7	32	144
GL 240–150	240	150	19.5	15.5	32	144
GL 240–185	240	185	19.5	17	32	144

10-33kv Aluminium Splice(Staight Through)

Connectors with eoual cross sections
IEC61238 Standard

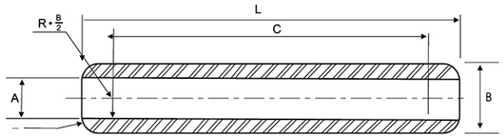

Part No.	A mm	B mm	L mm	C mm
GLB 16	5.5	16	90.5	76.7
GLB 25	6.5	16	90.5	77.4
GLB 35	8	16	90.5	78.8
GLB 50	9	20	106.5	90.3
GLB 70	11	20	106.5	92.2
GLB 95	12.5	20	106.5	94
GLB 120	13.7	25	133	114.3
GLB 150	15.5	25	133	116.2
GLB 195	17	32	143.5	118.3
GLB 240	19.5	32	143.5	120.7
GLB 300	23.3	40	216	189
GLB 400	26	40	216	192
GLB 500	29.1	47	216	185.5
GLB 630	32.5	47	216	191.10

Tolerance on barrol thlckness e: ±7%

Copper Splice

Neutral grease filled,extremity closed by a protection cap.
IEC61238 Standard

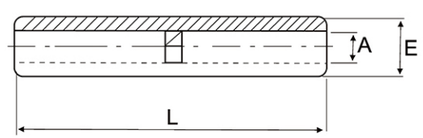

Part No.	Dimensions(mm)		
	A	E	L
GLC 16	6.3	16	95
GLC 25	7.5	16	95
GLC 35	8.5	16	95
GLC 50	9.5	20	95
GLC 70	11	20	95
GLC 95	13	20	95
GLC 120	14.2	25	102
GLC 150	16	25	102
GLC 185	18	25	102
GLC 240	20	32	102
GLC 300	23	32	102
GLC 400	26	33	102

Aluminium Connector

These connectors are a barrier type, It can be used in any situation where an impermeable barrier to oils or water is required, Do not crimp close to the center barrier or the link may shear.

Technical Data

Conductive Material

Aluminium–99.6% pure
Tensile Strength 110MPa
Ductile Rating 28%
Final Metal State–Fully Annealed inc.joint

Operating Temperature

–20℃ to 140℃

Conformant Standards

IEC61238, AS/KIZS4325

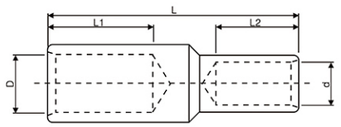

Part No.	Conductor(mm²)	Conductor Dia(mm)	Dimensions(mm)				
			L	L1	L2	D	d
ALKR6/4	6/4	7/1.04–7/0.85	80	32	32	3.50	3.50
ALKR10/6	10/6	7/1.35–7/1.04	80	32	32	4.50	3.50
ALKR16/6	16/6	7/1.70–7/1.04	80	32	32	5.50	3.50
ALKR16/10	16/10	7/1.70–7/1.35	80	32	32	5.50	4.50
ALKR25/10	25/10	19/1.35–7/1.35	80	32	32	7.00	4.50
ALKR25/16	25/16	19/1.35–7/1.70	80	32	32	7.00	5.50
ALKR35/10	35/10	19/1.53–7/1.35	80	32	32	8.50	4.50
ALKR35/16	35/16	19/1.53–7/1.70	80	32	32	8.50	5.50
ALKR35/25	35/25	19/1.53–19/1.35	80	32	32	8.50	7.50
ALKR50/25	50/25	19/1.78–19/1.35	85	32	32	9.50	7.50
ALKR50/35	50/35	19/1.78–19/1.53	85	32	32	9.50	8.50
ALKR70/35	70/35	19/2.14–19/1.53	85	32	32	11.5	8.50
ALKR70/50	70/50	19/2.14–19/1.78	85	32	32	11.5	9.50
ALKR95/50	95/50	37/1.78–19/1.78	115	60	32	13.5	9.50
ALKR95/70	95/70	37/1.78–19/2.14	115	60	32	13.5	11.50
ALKR120/70	120/70	37/2.03–19/2.14	115	60	32	15.5	11.50
ALKR120/95	120/95	37/2.03–37/1.78	140	60	60	15.5	13.50
ALKR150/70	150/70	37/2.25–19/2.14	120	60	32	16.50	11.50
ALKR150/95	150/95	37/2.25–37/1.78	140	60	60	16.50	13.50
ALKR150/120	150/120	37/2.25–37/2.03	140	60	60	16.50	15.50
ALKR185/95	185/95	37/2.52–37/1.78	140	60	60	18.50	13.50
ALKR185/120	185/120	37/2.52–37/2.03	140	60	60	18.50	15.50
ALKR185/150	185/150	37/2.52–37/2.25	140	60	60	18.50	16.50
ALKR240/120	240/120	61/2.25–37/2.03	150	60	60	22.00	15.50
ALKR240/150	240/150	61/2.25–37/2.25	150	60	60	22.00	16.50
ALKR240/185	240/185	61/2.25–37/2.52	150	60	60	22.00	18.50
ALKR300/120	300/120	61/2.52–37/2.03	150	60	60	23.50	15.50
ALKR300/150	300/150	61/2.52–37/2.25	150	60	60	23.50	16.50
ALKR300/185	300/185	61/2.52–37/2.52	150	60	60	23.50	18.50
ALKR300/240	300/240	61/2.52–61/2.25	150	60	60	23.50	22.0

DIN46267 Aluminium Connector

It is accordance with DIN46267 with markings for correct crimping,The type test is follow IEC 61238-1
The barrel capped is filled with joint compound to avoid oxidization

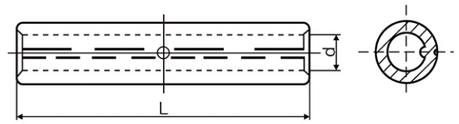

Part No.	Dimensions(mm)	
	L	d
GL1-10	55	5
GL1-16	55	5.8
GL1-25	70	6.8
GL1-35	85	8
GL1-50	85	9.8
GL1-70	105	11.2
GL1-95	105	13.2

Part No.	Dimensions(mm)	
	L	d
GL1-120	105	14.7
GL1-150	125	16.3
GL1-185	125	18.3
GL1-240	145	21
GL1-300	145	23.3
GL1-400	210	26
GL1-500	210	29

Aluminium Connector (AUS)

The connector have a unique"funnel" entry, so the cable can be easily inserted to the barrel.
The barrel cap is filled with joint compound to avoid oxidization

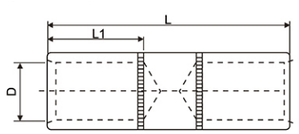

Part No.	Conductor (mm^2)	Dimensions(mm)		
		L	L1	D
ALK10	10	70	32	4.5
ALK16	16	70	32	5.5
ALK25	25	70	32	7.5
ALK35	35	70	32	8.5
ALK50	50	70	32	9.5
ALK70	70	70	32	11.5
ALK95	95	125	60	13.5
ALK120	120	125	60	15.5
ALK150	150	125	60	16.5
ALK185	185	125	60	18.5
ALK240	240	125	60	22.0
ALK300	300	125	60	23.5
ALK400	400	145	70	26.5

DIN46235 Copper Cable Lug

The lugs are made from high conductivity annealed copper which gives the best electrical properties possible.
Material:copper-99.9% pure.
Operating Temperature:-55℃ to 155℃ due to oxygen-free copper
Surface: Tin plating.
Conformant Standards: DIN46235

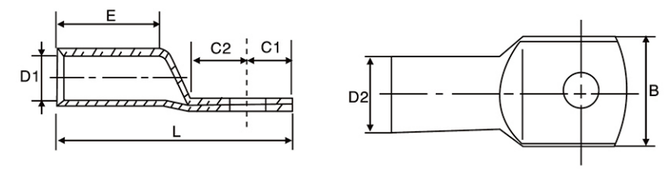

Part No.	MOMINAL DIMENSIONS-mm					
	D	d	L	W	B	Φ
DIN6-5	5.5	3.8	30.5	8.5	10.0	5.3
DIN6-6	5.5	3.8	31.5	8.5	10.0	6.4
DIN6-8	5.5	3.8	34.0	13.0	10.0	8.4
DIN10-5	6.0	4.5	34.0	9.0	10.0	5.3
DIN10-6	6.0	4.5	34.5	9.0	10.0	6.4
DIN10-8	6.0	4.5	37.0	13.0	10.0	8.4
DIN10-10	6.0	4.5	39.0	15.0	10.0	10.5
DIN16-6	8.5	5. 5	43.5	13.0	20. 0	6.4
DIN16-8	8.5	5. 5	46.0	13.0	20. 0	8.4
DIN16-10	8.5	5. 5	48.0	17.0	20. 0	10.5
DIN16-12	8.5	5. 5	49.0	18.0	20. 0	13
DIN25-6	10.0	7. 0	45.5	14.0	20. 0	6.4
DIN25-8	10.0	7. 0	48	16.0	20. 0	8.4
DIN25-10	10.0	7. 0	50	17.0	20. 0	10.5
DIN25-12	10.0	7. 0	51	19.0	20. 0	13.0
DIN35-6	12.5	8. 2	49.5	17.0	20. 0	6.4
DIN35-8	12.5	8. 2	52	17.0	20. 0	8.4
DIN35-10	12.5	8. 2	54	19.0	20. 0	10.5
DIN35-12	12.5	8. 2	55	21.0	20. 0	13.0
DIN35-14	12.5	8. 2	56.5	21.0	20. 0	6.4
DOM50-8	14.5	10. 0	62	20.0	28. 0	8.4
DIN50-10	14.5	10. 0	64	22.0	28. 0	10.5
DIN50-12	14.5	10. 0	65	24.0	28. 0	13.0
DIN50-14	14.5	10.0	66.5	24.0	28.0	15.0
DIN50-16	14.5	10.0	68.0	28.0	28.0	17.0

Lugs And Connectors

Part No.	MOMINAL DIMENSIONS–mm					
	D	d	L	W	B	Φ
DIN70–8	16.5	11.5	65.0	24.0	28.0	8.4
DIN70–10	16.5	11.5	67.0	24.0	28.0	12.5
DIN70–12	16.5	11.5	68.0	24.0	28.0	13.0
DIN70–14	16.5	11.5	69.5	24.0	28.0	15.0
DIN70–16	16.5	11.5	71.0	30.0	28.0	17.0
DIN95–8	19.0	13.5	77.0	28.0	35.0	8.4
DIN95–10	19.0	13.5	77.0	28.0	35.0	10.5
DIN95–12	19.0	13.5	78.0	28.0	35.0	13.0
DIN95–14	19.0	13.5	79.5	28.0	35.0	15.0
DIN95–16	19.0	13.5	81.0	32.0	35.0	17.0
DIN120–10	21.0	15.5	85.0	32.0	35.0	10.5
DIN120–12	21.0	15.5	85.0	32.0	35.0	13.0
DIN120–14	21.0	15.5	85.0	32.0	35.0	15.0
DINT20–16	21.0	15.5	85.0	32.0	35.0	17.0
DIN120–20	21.0	15.5	85.0	38.0	35.0	21.0
DIN150–10	23.5	17.0	93.0	34.0	35.0	10.5
DIN150–12	23.5	17.0	94.0	34.0	35.0	13.0
DIN150–14	23.5	17.0	97.0	34.0	35.0	15.0
DIN150–16	23.5	17.0	97.0	34.0	35.0	17.0
DIN150–20	23.5	17.0	99.0	40.0	35.0	21.0
DIN185–10	25.5	19.0	97.0	37.0	40.0	10.5
DIN185–12	25.5	19.0	98.0	37.0	40.0	13.0
DIN185–14	25.5	19.0	101.0	37.0	40.0	15.0
DIN185–16	25.5	19.0	101.0	37.0	40.0	17.0
DIN185–20	25.5	19.0	103.0	40.0	40.0	21.0
DIN240–12	29.0	21.5	108.0	42.0	40.0	13.0
DIN240–14	29.0	21.5	111.0	42.0	40.0	15.0
DIN240–16	29.0	21.5	111.0	42.0	40.0	17.0
DIN240–20	29.0	21.5	113.0	45.0	40.0	19.0
DIN300–12	32.0	24.5	119.0	46.0	50.0	13.0
DIN300–14	32.0	24.5	119.0	46.0	50.0	15.0
DIN300–16	32.0	24.5	119.0	46.0	50.0	17.0
DIN300–20	32.0	24.5	119.0	46.0	50.0	21.0
DIN400–14	38.5	27.5	140.0	55.0	70.0	15.0
DIN400–16	38.5	27.5	140.0	55.0	70.0	17.0
DIN400–20	38.5	27.5	140.0	55.0	70.0	21.0
DIN500–16	42.0	31.0	150.0	60.0	70.0	17.0
DIN500–20	42.0	31.0	160.0	60.0	70.0	21.0
DIN630–16	44.0	34.5	160.0	64.0	80.0	17.0
DIN630–20	44.0	34.5	160.0	64.0	80.0	21.0
DIN800–16	52.0	40.0	195.0	75.0	100.0	17.0
DIN800–20	52.0	40.0	195.0	75.0	100.0	21.0
DIN1000–16	58.0	44.0	195.0	85.0	100.0	17.0
DIN1000–16	58.0	44.0	195.0	85.0	100 .0	21.0

Lugs And Connectors

AUS Copper Cable Lug

The lugs are made from high conductivity annealed copper which gives the best electrical properties possible.
Material:copper–99.9% pure.
Operating Temperature:–55℃ to 155℃ due to oxygen–free copper
Surface: Tin plating.

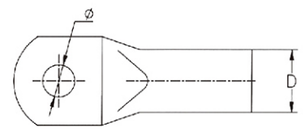

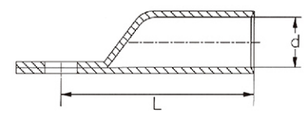

Item No.	Φ ±0.5	D ±0.5	d ±0.5	L ±2	Package (pcs)
AUS–10	Φ6.5, Φ8.5	6.5	5.0	8	6000
AUS–16	Φ6.5, Φ8.5	8.0	6.0	10	2400
AUS–25	Φ6.5, Φ8.5, Φ10.5	10.5	8.0	12	1800
AUS–35	Φ8.5, Φ10.5	12.5	9.5	13	840
AUS–50	Φ8.5, Φ10.5, Φ12.5	14.5	11.0	15	600
AUS–70	Φ8.5, Φ10.5, Φ12.5	16.5	13.0	15	360
AUS–95	Φ10.5, Φ12.5, Φ14.5	19.0	14.5	15	240
AUS–120	Φ10.5, Φ12.5, Φ14.5	20.5	16.0	16	180
AUS–150	Φ10.5, Φ12.5, Φ14.5	23.5	18.0	16	144
AUS–185	Φ10.5, Φ12.5, Φ14.5	26.0	20.5	17	120
AUS–240	Φ10.5, Φ14.5	28.0	22.5	21	84
AUS–300	Φ16.5, Φ20.5	30.0	23.5	21	66
AUS–400	Φ16.5, Φ20.5	34.0	26.0	140	36
AUS–500	Φ16.5, Φ20.5	38.0	29.0	150	30
AUS–630	Φ20.5, Φ25	45.0	35.0	160	24

SC Copper Cable Lug

The lugs are made from high conductivity annealed copper which gives the best electrical properties possible.
Material:copper–99.9% pure.
Operating Temperature:–55℃ to 155℃ due to oxygen–free copper
Surface: Tin plating.

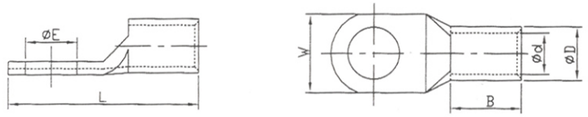

Item No.	Dimensions				
	ΦE	Φd	W	B	L
SC1.5–4	4.2	1.8	8.0	5.0	16.0
SC1.5–5	5.2	1.8	10.0	5.0	17.0
SC1.5–6	6.5	1.8	10.0	5.0	18.0
SC2.5–4	4.2	2.4	8.0	7.0	18.0
SC2.5–5	5.2	2.4	10.0	7.0	20.0
SC2.5–6	6.5	2.4	10.0	7.0	20.0
SC2.5–8	8.4	2.4	12.0	7.0	23.0
SC4–4	4.2	3.1	10.0	7.0	20.0
SC4–5	5.2	3.1	10.0	7.0	20.0
SC4–6	6.5	3.1	10.0	7.0	20.0
SC4–8	8.4	3.1	12.5	7.0	23.0
SC6–4	4.2	3.8	10.0	9.0	24.0
SC6–5	5.2	3.8	10.0	9.0	24.0
SC6–6	6.5	3.8	12.0	9.0	24.0
SC6–8	8.4	3.8	12.5	9.0	26.0
SC6–10	10.5	4.0	15.0	9.0	28.0
SC10–5	4.2	4.5	12.0	9.0	25.0
SC10–6	5.2	4.5	12.0	9.0	25.0
SC10–8	6.5	4.5	12.5	9.0	27.0
SC10–10	8.4	4.5	15.0	9.0	29.0
SC10–12	10.5	4.5	17.0	9.0	31.0
SC16–5	5.2	5.4	12.0	12.0	30.0
SC16–6	6.5	5.4	12.0	12.0	30.0
SC16–8	8.4	5.4	12.5	12.0	30.0
SC16–10	10.5	5.4	16.0	12.0	33.0
SC16–12	13.0	5.4	17.0	12.0	35.0
SC25–5	5.2	6.8	13.0	12.0	33.0
SC25–6	6.5	6.8	13.0	12.0	33.0
SC25–8	8.4	6.8	15.0	12.0	33.0

Item No.	Dimensions				
	ΦE	Φd	W	B	L
SC25–10	10.5	6.8	18.0	12.0	34.0
SC25–12	13.0	6.8	18.0	12.0	35.0
SC25–14	15.0	6.8	20.0	12.0	38.0
SC35–5	5.2	8.2	16.0	14.0	38.0
SC35–6	6.5	8.2	16.0	14.0	38.0
SC35–8	8.4	8.2	16.0	14.0	38.0
SC35–10	10.5	8.2	18.0	14.0	39.0
SC35–12	13.0	8.2	19.0	14.0	40.5
SC35–14	15.0	8.2	20.0	14.0	42.0
SC50–6	6.5	9.5	17.8	16.0	45.0
SC50–8	8.4	9.5	17.8	16.0	45.0
SC50–10	10.5	9.5	17.8	16.0	45.0
SC50–12	13.0	9.5	20.0	16.0	45.0
SC50–14	15.0	9.5	22.0	16.0	46.0
SC50–16	17.0	9.5	24.0	16.0	47.0
SC70–8	8.4	11.2	21.0	20.0	52.0
SC70–10	10.5	11.2	21.0	20.0	52.0
SC70–12	13.0	11.2	21.0	20.0	52.0
SC70–14	15.0	11.2	21.0	20.0	52.0
SC70–16	17.0	11.2	25.0	20.0	53.0
SC95–8	8.4	13.5	25.0	23.0	58.0
SC95–10	10.5	13.5	25.0	23.0	58.0
SC95–12	13.0	13.5	25.0	23.0	58.0
SC95–14	15.0	13.5	25.0	23.0	58.0
SC95–16	17.0	13.5	25.0	23.0	58.0
SC120–8	8.4	15.0	27.5	22.0	63.0
SC120–10	10.5	15.0	27.5	22.0	63.0
SC120–12	13.0	15.0	27.5	22.0	63.0
SC120–14	15.0	15.0	27.5	22.0	63.0

Item No.	Dimensions				
	ΦE	Φd	W	B	L
SC120–16	17.0	15.0	27.5	22.0	63.0
SC120–20	21.0	15.0	27.5	22.0	63.0
SC150–8	8.4	16.5	30.0	26.0	70.0
SC150–10	10.5	16.5	30.0	26.0	70.0
SC150–12	13.0	16.5	30.0	26.0	70.0
SC150–14	15.0	16.5	30.0	26.0	70.0
SC150–16	17.0	16.5	30.0	26.0	70.0
SC150–20	21.0	16.5	30.0	26.0	70.0
SC185–10	10.5	18.5	33.5	32.0	75.0
SC185–12	13.0	18.5	33.5	32.0	75.0
SC185–14	15.0	18.5	33.5	32.0	75.0
SC185–16	17.0	18.5	33.5	32.0	75.0
SC185–20	21.0	18.5	33.5	32.0	75.0
SC240–10	10.5	21.0	38.0	38.0	90.0
SC240–12	13.0	21.0	38.0	38.0	90.0
SC240–14	15.0	21.0	38.0	38.0	90.0
SC240–16	17.0	21.0	38.0	38.0	90.0
SC240–20	21.0	21.0	38.0	38.0	90.0
SC300–10	10.5	23.5	43.0	42.0	98.0
SC300–12	13.0	23.5	43.0	42.0	98.0
SC300–14	15.0	23.5	43.0	42.0	98.0
SC300–16	17.0	23.5	43.0	42.0	98.0
SC300–20	21.0	23.5	43.0	42.0	98.0
SC400–10	10.5	28.5	52.0	44.0	110.0
SC400–12	13.0	28.5	52.0	44.0	110.0
SC400–14	15.0	28.5	52.0	44.0	110.0
SC400–16	17.0	28.5	52.0	44.0	110.0
SC400–20	21.0	28.5	52.0	44.0	110.0
SC500–10	10.5	30.0	55.0	48.0	120.0
SC500–12	13.0	30.0	55.0	48.0	120.0
SC500–14	15.0	30.0	55.0	48.0	120.0
SC500–16	17.0	30.0	55.0	48.0	120.0
SC500–20	21.0	30.0	55.0	48.0	120.0
SC630–10	10.5	35.0	63.5	56.0	140.0
SC630–12	13.0	35.0	63.5	56.0	140.0
SC630–14	15.0	35.0	63.5	56.0	140.0
SC630–16	17.0	35.0	63.5	56.0	140.0
SC630–20	21.0	35.0	63.5	56.0	140.0

Copper Cable Lug

The lugs are made from 99.9%+cu high conductivity annealed copper which gives the best electrical properties possible . They are capable of standing with a continuous operating temperature of 155℃,which is well above the temperature properties of most lugs.

Material: copper-99.95% pure.

Operating Temperature: -55℃ to 155℃ due to oxygen-free copper

Suace:Tin plating.

Conformant Standard: AS4325-1 (AUS)

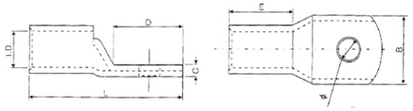

Item No.	Stud	Dimensions					
		IE Size	E	L	B	C	D
CL1.5-5	5.2	1.8	7	18	8	1.0	1.0
CL1.5-6	6.5	1.8	7	20	10	0.8	0.8
CL2.5-4	4.2	2.4	7	18	8	1.0	1.0
CL2.5-5	5.2	2.4	7	20	10	0.8	0.8
CL2.5-6	6.5	2.4	7	20	10	0.8	0.8
CL2.5-8	8.4	2.4	7	24	11	0.7	0.7
CL4-5	5.2	3.1	9	22	10	1.0	1.0
CL4-6	6.5	3.1	9	22	10	1.0	1.0
CL4-8	8.4	3.1	9	26	12	0.8	0.8
CL6-5	5.2	3.1	9	23	10	1.2	1.2
CL6-6	6.5	3.8	9	27	12	1.0	1.0
CL6-8	8.4	3.8	9	27	12	1.0	1.0
CL6-10	10.5	3.8	9	32	16	0.8	0.8
CL10-5	5.2	4.7	10	27	12	1.8	1.8
CL10-6	6.5	4.7	10	27	12	1.8	1.8
CL10-8	8.4	4.7	10	29	14	1.5	1.5
CL10-10	10.5	4.7	10	32	16	1.3	1.3
CL10-12	13.0	4.7	10	37	18	1.2	1.2
CL16-6	6.5	5.5	19	37	11	2.3	2.3
CL16-8	8.4	5.5	19	39	14	1.7	1.7
CL16-10	10.5	5.5	19	41	16	1.5	1.5
CL16-12	13.0	5.5	19	46	18	2.4	2.4
CL25-6	6.5	7.1	21	41	14	2.4	2.4
CL25-8	8.4	7.1	21	41	14	2.4	2.4
CL25-10	10.5	7.1	21	44	16	2.0	2.0
CL25-12	13.0	7.1	21	48	18	1.6	1.6
CL35-6	6.5	8.2	21	44	16	3.0	3.0
CL35-8	8.4	8.2	21	44	16	3.0	3.0
CL35-10	10.5	8.2	21	46	18	2.6	2.6
CL35-12	13.0	8.2	21	50	20	2.3	2.3
CL50-6	6.5	9.5	22	48	18	3.2	3.2
CL50-8	8.4	9.5	22	48	18	3.2	3.2
CL50-10	10.5	9.5	22	48	18	2.2	2.2
CL50-12	13.0	9.5	22	52	21	2.2	2.2

Item No.	Stud	Dimensions					
		IE Size	E	L	B	C	D
CL70-6	6.2	11.2	24.0	54	21	3.3	24
CL70-8	8.4	11.2	24.0	54	21	3.3	24
CL70-10	10.5	11.2	24.0	54	21	3.3	24
CL70-12	13.0	11.2	24.0	54	21	3.3	24
CL70-16	17.0	11.2	24.0	64	28	2.4	34
CL95-8	8.4	13.4	27.0	60	25	3.9	26
CL95-10	10.5	13.4	27.0	60	25	3.9	26
CL95-12	13.0	13.4	27.0	60	25	3.9	26
CL95-16	17.0	13.4	27.0	64	28	3.4	30
CL120	–	13.4	30.0	64	29	5.0	26
CL120-8	8.4	15.6	30.0	64	29	5.0	26
CL120-10	10.5	15.6	30.0	64	29	5.0	26
CL120-12	13.0	15.6	30.0	68	29	5.0	26
CL120-16	17.0	15.6	30.0	81	29	5.0	30
CL120-20	21.0	15.6	30.0	71	34	5.2	42
CL150	–	16.7	30.0	71	32	5.5	32
CL150-10	10.5	16.7	30.0	80	32	5.5	32
CL150-12	13.0	16.7	30.0	80	32	5.5	41
CL150-16	17.0	16.7	30.0	74	32	5.5	41
CL180-10	10.5	18.4	32.0	83	35	5.7	32
CL180-12	13.0	18.4	32.0	83	35	5.7	41
CL180-16	17.0	18.4	32.0	84	35	5.7	41
CL180-20	21.0	18.4	32.0	92	38	5.0	42
CL240	–	21.2	38.0	92	40	7.1	42
CL240-10	10.5	21.2	38.0	92	40	7.1	42
CL240-12	13.0	21.2	38.0	101	40	7.1	42
CL300	–	23.5	42.0	101	45	7.8	46
CL300-10	10.5	23.5	42.0	101	45	7.8	46
CL300-12	13.0	23.5	42.0	114	45	7.8	46
CL400	–	26.8	44.0	1T4	50	7.7	52
CL400-12	13.0	26.8	44.0	124	50	7.7	52
CL500	–	30.0	48.0	124	56	8.5	56
CL500-12	13.0	30.0	48.0	124	56	8.5	56
CL630	–	34.0	56	134	65	10.9	56

Copper Cable Lug Non Inspection Hole

The lugs are made from high conductivity annealed copper which gives the best electrical properties possible.
Material:copper-99.9% pure.
Operating Temperature:-55℃ to 155℃ due to oxygen-free copper
Surface: Tin plating.
Conformant Standards: IEC (Fra.)DIN/VDE(Ger.)

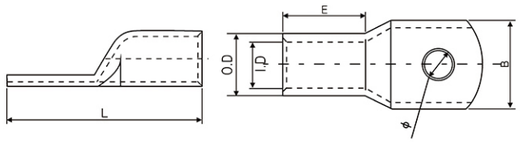

Part No.	Dimensions(mm)					
	ϕ	I.D	O.D	E	B	L
SCA1.5-4	4.2	2.0	3.5	8.0	8.0	16.0
SCA1.5-5	5.2	2.0	3.5	10.0	10.0	17.0
SCA1.5-6	6.5	2.0	3.5	10.0	10.0	18.0
SCA2.5-4	4.2	2.8	4.0	8.0	8.0	18.0
SCA2.5-5	5.2	2.8	4.0	10.0	10.0	20.0
SCA2.5-6	6.5	2.8	4.0	10.0	10.0	20.0
SCA2.5-8	8.4	2.8	4.0	12.5	12.5	23.0
SCA4-4	4.2	3.1	4.5	10.0	10.0	20.0
SCA4-5	5.2	3.1	4.5	10.0	10.0	20.0
SCA4-6	6.5	3.1	4.5	10.0	10.0	20.0
SCA4-8	8.4	3.1	4.5	12.5	12.5	23.0
SCA6-4	4.2	4.0	5.5	10.0	10.0	23.0
SCA6-5	5.2	4.0	5.5	10.0	10.0	24.0
SCA6-6	6.5	4.0	5.5	12.0	12.0	24.0
SCA6-8	8.4	4.0	5.5	12.5	12.5	26.0
SCA10-5	5.2	4.5	6.1	12.0	12.0	25.0
SCA10-6	6.5	4.5	6.1	12.0	12.0	25.0
SCA10-8	8.4	4.5	6.1	12.5	12.5	27.0
SCA10-10	10.5	4.5	6.1	15.0	15.0	29.0
SCA10-12	13.0	4.5	6.1	17.0	17.0	31.0
SCA16-6	6.5	5.4	7.0	12.0	12.0	30.0
SCA16-8	8.4	5.4	7.0	12.5	12.5	30.0
SCA16-10	10.5	5.4	7.0	16.0	16.0	33.0
SCA16-12	13.0	5.4	7.0	17.0	17.0	35.0
SCA25-6	6.5	7.0	9.0	13.0	13.0	33.0
SCA25-8	8.4	7.0	9.0	15.0	15.0	33.0
SCA25-10	10.5	7.0	9.0	18.0	18.0	34.0
SCA25-12	13.0	7.0	9.0	18.0	18.0	35.0
SCA35-6	6.5	8.2	10.5	16.0	16.0	38.0
SCA35-8	8.4	8.2	10.5	16.0	16.0	38.0
SCA35-10	10.5	8.2	10.5	18.0	18.0	39.0
SCA35-12	13.0	8.2	10.5	19.0	19.0	40.5
SCA35-14	15.0	8.2	10.5	20.0	20.0	42.0
SCA50-6	6.5	9.8	12.4	17.8	17.8	45.0
SCA50-8	8.4	9.8	12.4	17.8	17.8	45.0
SCA50-10	10.5	9.8	12.4	17.8	17.8	45.0
SCA50-12	13.0	9.8	12.4	20.0	20.0	45.0

Part No.	Dimensions(mm)					
	ϕ	I.D	O.D	E	B	L
SCA70-8	8.4	11.5	14.5	21.0	21.0	52.0
SCA70-10	10.5	11.5	14.5	21.0	21.0	52.0
SCA70-12	13.0	11.5	14.5	21.0	21.0	52.0
SCA70-14	15.0	11.5	14.5	21.0	21.0	52.0
SCA95-8	8.4	13.7	17.1	23.0	25.0	58.0
SCA95-10	10.5	13.7	17.1	23.0	25.0	58.0
SCA95-12	13.0	13.7	17.1	23.0	25.0	58.0
SCA95-14	15.0	13.7	17.1	23.0	25.0	58.0
SCA120-10	10.5	15.0	19.0	22.0	28.0	63.0
SCA120-12	13.0	15.0	19.0	22.0	28.0	63.0
SCA120-14	15.0	15.0	19.0	22.0	28.0	63.0
SCA120-16	17.0	15.0	19.0	22.0	28.0	63.0
SCA150-10	10.5	16.8	21.0	26.0	30.0	70.0
SCA150-12	13.0	16.8	21.0	26.0	30.0	70.0
SCA150-14	15.0	16.8	21.0	26.0	30.0	70.0
SCA150-16	17.0	16.8	21.0	26.0	30.0	70.0
SCA150-20	21.0	16.8	21.0	26.0	30.0	70.0
SCA185-10	10.5	19.0	23.5	32.0	33.5	75.0
SCA185-12	13.0	19.0	23.5	32.0	33.5	75.0
SCA185-14	15.0	19.0	23.5	32.0	33.5	75.0
SCA185-16	17.0	19.0	23.5	32.0	33.5	75.0
SCA240-10	10.5	21.0	26.0	38.0	38.0	90.0
SCA240-12	13.0	21.0	26.0	38.0	38.0	90.0
SCA240-14	15.0	21.0	26.0	38.0	38.0	90.0
SCA240-16	17.0	21.0	26.0	38.0	38.0	90.0
SCA300-12	13.0	24	30.0	42.0	43.0	98.0
SCA300-14	15.0	24	30.0	42.0	43.0	98.0
SCA300-16	17.0	24	30.0	42.0	43.0	98.0
SCA400-14	15.0	27	34.0	44.0	52.0	110.0
SCA400-16	17.0	27	34.0	44.0	52.0	110.0
SCA400-20	21.0	27	34.0	44.0	52.0	110.0
SCA500-10	10.5	30.0	38.0	48.0	55.0	120.0
SCA500-12	13.0	30.0	38.0	48.0	55.0	120.0
SCA500-14	15.0	30.0	38.0	48.0	55.0	120.0
SCA500-16	17.0	30.0	38.0	48.0	55.0	120.0
SCA500-20	21.0	30.0	38.0	48.0	55.0	120.0
SCA630-16	17.0	35.0	44.0	56.0	63.5	140.0
SCA630-20	21.0	35.0	44.0	56.0	63.5	140.0

HUP Copper Cabel Lug

Terminal Body: Copper
Plating: Tin

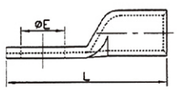

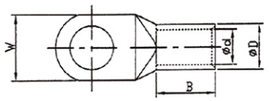

Part No.	Dimensions(mm)					
	ΦE	ΦD	Φd	W	B	L
HUP1.5-3	3.2	3.3	1.8	6.5	6.0	15.3
HUP1.5-4	4.3	3.3	1.8	6.5	6.0	17.0
HUP1.5-6	6.5	3.3	1.8	9.0	6.0	22.5
HUP2.5-3	3.2	4.2	2.3	7.5	6.0	15.3
HUP2.5-4	4.3	4.2	2.3	7.5	6.0	17.0
HUP2.5-5	5.3	4.2	2.3	8.5	6.0	18.8
HUP2.5-6	6.5	4.2	2.3	9.5	6.0	22.5
HUP2.5-8	8.5	4.2	2.3	13.0	6.0	27.8
HUP4-5	5.3	5.0	3.0	9.0	8.0	21.8
HUP4-6	6.5	5.0	3.0	10.0	8.0	25.5
HUP4-8	8.5	5.0	3.0	13.0	8.0	30.5
HUP6-5	5.3	6.5	3.5	10.0	9.0	27.5
HUP6-6	6_5	6.5	3.5	12.0	9.0	27.5
HUP6-8	8.5	6.5	3.5	15.0	9.0	33.0
HUP6-10	10.5	6.5	3.5	17.0	9.0	37.0
HUP6-12	13.0	6.5	3.5	19.0	9.0	41.0
HUP10-5	5.3	7.0	4.5	12.0	10.0	28.5
HUP10-6	6.5	7.0	4.5	12.0	10.0	28.5
HUP10-8	8.5	7.0	4.5	15.0	10.0	35.0
HUP10-10	10.5	7.0	4.5	17.0	10.0	39.0
HUP10-12	13.0	7.0	4.5	19.0	10.0	42.0
HUP16-5	5.3	8.5	5.5	12.0	13.0	32.5
HUP16-6	6.5	8.5	5.5	12.0	13.0	33.3
HUP16-8	8.5	8.5	5.5	15.0	13.0	37.5
HUP16-10	10.5	8.5	5.5	17.0	13.0	41.5
HUP16-12	13.0	8.5	5.5	19.0	13.0	45.0
HUP16-14	15.0	8.5	5.5	21.0	13.0	45.0
HUP25-5	5.3	10.0	7.0	14.0	15.0	37.5
HUP25-6	6.5	10.0	7.0	14.0	15.0	37.5
HUP25-8	8.5	10.0	7.0	16.0	15.0	42.0
HUP25-10	10.5	10.0	7.0	18.0	15.0	46.0
HUP25-12	13.0	10.0	7.0	19.0	15.0	48.0
HUP25-14	15.0	10.0	7.0	21.0	15.0	52.5
HUP35-6	6.5	12.0	8.5	17.0	17.0	39.5
HUP35-8	8.5	12.0	8.5	17.0	17.0	44.0
HUP35-10	10.5	12.0	8.5	19.0	17.0	49.0
HUP35-12	13.0	12.0	8.5	21.0	17.0	51.0
HUP35-14	15.0	12.0	8.5	21.0	17.0	54.5
HUP35-16	17.0	12.0	8.5	26.0	17.0	58.0
HUP50-6	6.5	14.0	10.0	20.0	19.0	47.0
HUP50-8	8.5	14.0	10.0	20.0	19.0	47.0

Lugs And Connectors

Part No.	Dimensions(mm)					
	ΦE	ΦD	Φd	W	B	L
HUP50-10	10.5	14.0	10.0	20.0	19.0	51.0
HUP50-12	13.0	14.0	10.0	23.0	19.0	56.0
HUP50-14	15.0	14.0	10.0	23.0	19.0	59.5
HUP50-16	17.0	14.0	10.0	28.0	19.0	62.0
HUP50-20	21.0	14.0	10.0	30.0	19.0	67.0
HUP70-6	6.5	16.5	12.0	23.5	21.0	53.0
HUP70-8	8.5	16.5	12.0	23.5	21.0	53.0
HUP70-10	10.5	16.5	12.0	23.5	21.0	56.0
HUP70-12	13.0	16.5	12.0	23.5	21.0	59.0
HUP70-14	15.0	16.5	12.0	23.5	21.0	62.5
HUP70-16	17.0	16.5	12.0	28.0	21.0	66.0
HUP70-20	21.0	16.5	17.0	30.0	21.0	72.0
HUP95-8	8.5	18.0	13.5	26.0	25.0	60.0
HUP95-10	10.5	18.0	13.5	26.0	25.0	60.0
HUP95-12	13.0	18.0	13.5	26.0	25.0	62.0
HUP95-14	15.0	18.0	13.5	26.0	25.0	65.5
HUP95-16	17.0	18.0	13.5	28.0	25.0	70.0
HUP95-20	21.0	18.0	13.5	36.0	26.0	82.0
HUP120-8	8.5	19.5	15.0	28.0	26.0	65.0
HUP120-10	10.5	19.5	15.0	28.0	26.0	65.0
HUP120-12	13.0	19.5	15.0	28.0	26.0	65.0
HUP120-14	15.0	19.5	15.0	28.0	26.0	67.0
HUP120-16	17.0	19.5	15.0	30.0	26.0	70.0
HUP120-20	21.0	19.5	15.0	36.0	28.0	85.0
HUP150-8	8.5	21.0	16.5	30.5	30.0	70.0
HUP150-10	10.5	21.0	16.5	30.5	30.0	72.0
HUP150-12	13.0	21.0	16.5	30.5	30.0	72.0
HUP150-14	15.0	21.0	16.5	30.5	30.0	72.0
HUP150-16	17.0	21.0	16.5	30.5	30.0	74.0
HUP150-20	21.0	21.0	16.5	36.0	30.0	88.0
HUP185-10	10.5	24.0	19.0	35.0	30.0	83.0
HUP185-12	13.0	24.0	19.0	35.0	30.0	83.0
HUP185-14	15.0	24.0	19.0	35.0	30.0	83.0
HUP185-16	17.0	24.0	19.0	35.0	30.0	83.0
HUP185-20	21.0	24.0	19.0	39.0	30.0	91.0
HUP240-10	10.5	26.0	21.0	38.0	35.0	93.5
HUP240-12	13.0	26.0	21.0	38.0	35.0	93.5
HUP240-14	15.0	26.0	21.0	38.0	35.0	93.5
HUP240-16	17.0	26.0	21.0	38.0	35.0	93.5
HUP240-20	21.0	26.0	21.0	38.0	35.0	93.5
HUP300-12	13.0	29.5	23.5	43.0	44.0	111.0
HUP300-14	15.0	29.5	23.5	43.0	44.0	111.0
HUP300-16	17.0	29.5	23.5	43.0	44.0	111.0
HUP300-20	21.0	29.5	23.5	43.0	44.0	111.0
HUP400-12	13.0	34.0	27.0	49.5	44.0	114.0
HUP400-14	15.0	34.0	27.0	49.5	44.0	114.0
HUP400-16	17.0	34.0	27.0	49.5	44.0	114.0
HUP400-20	21.0	34.0	17.0	49.5	44.0	114.0
HUP500-16	17.0	42.0	31.0	59.0	70.0	150.0
HUP500-20	21.0	42.0	31.0	59.0	70.0	150.0
HUP630-16	17.0	44.0	34.5	63.5	80.0	170.0
HUP630-20	21.0	44.0	34.5	63.5	80.0	170.0

Lugs And Connectors

T Copper Cable Lug

Terminal Body: Copper
Plating: Tin

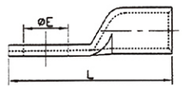

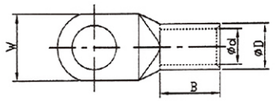

Product Parameters

Item No.	Dimensions(mm)				
	ΦE	Φd	W	B	L
T6-5	5.3	3.8	10.3	10.0	26.0
T6-6	6.4	3.8	10.3	10.0	26.0
T6-8	8.3	3.8	13.9	10.0	29.0
T6-10	10.5	3.8	13.9	10.0	29.0
T10-4	4.3	4.7	11.9	11.5	27.5
T10-5	5.3	4.7	11.9	11.5	27.5
T10-6	6.4	4.7	11.9	11.5	27.5
T10-8	8.3	4.7	13.5	11.5	30.5
T10-10	10.5	4.7	15.0	11.5	30.5
T10-12	13.2	4.7	17.0	11.5	34.0
T16-5	5.3	5.6	12.0	12.0	27.5
T16-6	6.4	5.6	12.0	12.0	27.5
T16-8	8.3	5.6	13.5	12.0	31.0
T16-10	10.5	5.6	16.0	12.0	32.0
T16-12	13.2	5.6	17.0	12.0	37.5
T25-6	6.4	7.1	14.0	13.5	34.0
T25-8	8.3	7.1	14.0	13.5	34.0
T25-10	10.5	7.1	16.0	13.5	37.0
T25-12	13.2	7.1	18.0	13.5	40.0
T35-6	6.4	8.2	16.0	16.0	39.0
T35-8	8.3	8.2	16.0	16.0	39.0
T35-10	10.5	8.2	16.0	16.0	43.0
T35-12	13.2	8.2	18.0	16.0	43.0
T35-14	14.5	8.2	20.0	16.0	48.0
T35-16	16.5	8.2	23.0	16.0	48.0
T40-6	6.4	9.0	16.3	17.0	44.0
T40-8	8.3	9.0	16.3	17.0	44.0
T40-10	10.5	9.0	16.3	17.0	44.0
T40-12	13.2	9.0	18.0	17.0	44.0
T50-6	6.4	9.5	17.5	20.0	45.0
T50-8	8.3	9.5	17.5	20.0	45.0
T50-10	10.5	9.5	17.5	20.0	49.0
T50-12	13.2	9.5	17.5	20.0	49.0
T50-14	14.5	9.5	22.0	20.0	54.0
T50-16	16.5	9.5	25.0	23.0	62.0
T50-20	21.0	9.5	28.0	23.0	68.0
T70-8	8.3	11.5	21.0	20.0	47.6
T70-10	10.5	11.5	21.0	20.0	51.6
T70-12	13.2	11.5	21.0	20.0	51.6
T70-14	14.5	11.5	21.0	20.0	62.6
T70-16	16.5	11.5	21.0	20.0	62.6
T70-20	21.0	11.5	28.0	20.0	62.6
T95-8	8.3	13.5	24.0	22.0	55.8

Item No.	Dimensions(mm)				
	ΦE	Φd	W	B	L
T95-10	10.5	13.5	24.0	22.0	55.8
T95-12	13.2	13.5	24.0	22.0	55.8
T95-14	14.5	13.5	24.0	22.0	66.8
T95-16	16.5	13.5	24.0	22.0	66.8
T95-20	21.0	13.5	24.0	22.0	66.8
T120-10	10.5	15.6	28.0	27.0	71.5
T120-12	13.2	15.6	28.0	27.0	71.5
T120-14	14.5	15.6	28.0	27.0	71.5
T120-16	16.5	15.6	28.0	27.0	71.5
T120-20	21.0	15.6	28.0	27.0	71.5
T150-10	10.5	16.5	29.5	32.0	78.0
T150-12	13.2	16.5	29.5	32.0	78.0
T150-14	14.5	16.5	29.5	32.0	78.0
T150-16	16.5	16.5	29.5	32.0	78.0
T150-20	21.0	16.5	29.5	32.0	78.0
T185-10	10.5	18.4	33.0	34.0	84.0
T185-12	13.2	18.4	33.0	34.0	84.0
T185-14	14.5	18.4	33.0	34.0	84.0
T185-16	16.5	18.4	33.0	34.0	84.0
T185-20	21.0	18.4	33.0	34.0	84.0
T240-10	10.5	21.2	37.5	37.0	90.0
T240-12	13.2	21.2	37.5	37.0	90.0
T240-14	14.5	21.2	37.5	37.0	90.0
T240-16	16.5	21.2	37.5	37.0	90.0
T240-20	21.0	21.2	37.5	37.0	90.0
T300-10	10.5	23.4	40.8	40.0	96.0
T300-12	13.2	23.4	40.8	40.0	96.0
T300-14	14.5	23.4	40.8	40.0	96.0
T300-16	16.5	23.4	40.8	40.0	96.0
T300-20	21.0	23.4	40.8	40.0	96.0
T400-10	10.5	26.8	46.8	37.0	104.7
T400-12	13.2	26.8	46.8	37.0	104.7
T400-14	14.5	26.8	46.8	37.0	104.7
T400-16	16.5	26.8	46.8	37.0	104.7
T400-20	21.0	26.8	46.8	37.0	104.7
T500-10	10.5	29.8	54.0	46.5	115.5
T500-12	13.2	29.8	54.0	46.5	115.5
T500-14	14.5	29.8	54.0	46.5	115.5
T500-16	16.5	29.8	54.0	46.5	115.5
T500-20	21.0	29.8	54.0	46.5	115.5
T630-10	10.5	34.5	62.0	50.0	133.1
T630-12	13.2	34.5	62.0	50.0	133.1

Lugs And Connectors

JM Copper Cable Lug

Terminal Body: Copper
Plating: Tin

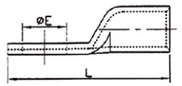

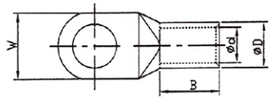

Item No.	Dimensions(mm)					
	ΦE	ΦD	Φd	W	B	L
JM2.5-4	4.20	3.90	2.60	8.7	7.0	20.00
JM2.5-6	6.50	3.90	2.60	10.0	7.0	20.00
JM4-4	4.20	4.40	3.20	10.0	8.0	22.00
JM4-5	5.20	4.40	3.20	10.0	8.0	22.00
JM4-6	6.50	4.40	3.20	10.0	8.0	22.00
JM6-5	5.20	5.20	3.70	10.0	10.0	24.00
JM6-6	6.50	5.20	3.70	12.0	10.0	24.00
JM6-8	8.40	5.20	3.70	12.5	10.0	24.00
JM10-5	5.20	6.20	4.50	12.0	10.0	27.00
JM10-6	6.50	6.20	4.50	12.0	10.0	27.00
JM10-8	8.40	6.20	4.50	12.5	10.0	27.00
JM10-10	10.30	6.20	4.50	15.0	10.0	29.00
JM16-6	6.50	7.34	5.70	12.0	12.0	30.00
JM16-8	8.40	7.34	5.70	12.5	12.0	30.00
JM16-10	10.50	7.34	5.70	16.0	12.0	32.00
JM16-12	13.00	7.34	5.70	17.0	12.0	32.00
JM25-6	6.50	8.84	7.20	13.0	15.0	34.00
JM25-8	8.40	8.84	7.20	15-0	15.0	34.00
JM25-10	10.50	8.84	7.20	16.0	15.0	34.00
JM25-12	13.00	8.84	7.20	18.0	15.0	36.00
JM35-6	6.50	10.60	8.50	16.0	16.0	38.00
JM35-8	8.40	10.60	8.50	16.0	16.0	38.00
JM35-10	10.50	10.60	8.50	16.0	16.0	38.00
JM35-12	13.00	10.60	8.50	18.0	15.0	38.00
JM50-6	6.50	12.25	9.80	18.0	19.0	44.00
JM50-8	8.40	12.25	9.80	18.0	19.0	44.00
JM50-10	10.50	12.25	9.80	18.0	19.0	44.00
JM50-12	13.00	12.25	9.80	20.0	19.0	44.00
JM70-8	8.40	14.20	11.50	21.0	22.0	50.00
JM70-10	10.50	14.20	11.50	21.0	22.0	50.00
JM70-12	13.00	14.20	11.50	21.0	22.0	50.00
JM70-14	14.50	14.20	11.50	21.0	22.0	50.00

Item No.	Dimensions(mm)					
	ΦE	ΦD	Φd	W	B	L
JM95-10	10.50	16.70	13.70	25.0	25.0	57.00
JM95-12	13.00	16.70	13.70	25.0	25.0	57.00
JM95-14	14.50	16.70	13.70	25.0	25.0	57.00
JM120-10	10.50	18.60	15.00	27.0	26.0	63.50
JM120-12	13.00	18.60	15.00	27.0	26.0	63.50
JMI20-14	14.70	18.60	15.00	27.0	26.0	63.50
JM120-16	17.00	18.60	15.00	27.0	26.0	63.50
JM150_10	10.50	20.60	16.70	30.0	30.0	71.00
JM150-12	13.00	20.60	16.70	30.0	30.0	71.00
JM150-14	14.70	20.60	16.70	30.0	30.0	71.00
JM150-16	17.00	20.60	16.70	30.0	30.0	71.00
JM185-12	13.00	22.60	18.50	34.0	32.0	79.00
JM185-14	14.70	22.60	18.50	34.0	32.0	79.00
JM185-16	17.00	22.60	18.50	34.0	32.0	79.00
JM240-12	13.00	25.55	21.00	38.0	40.0	92.00
JM240-14	14.70	25.55	21.00	38.0	40.0	92.00
JM240-16	17.00	25.55	21.00	38.0	40.0	92.00
JM240-20	21.00	25.55	21.00	38.0	40.0	92.00
JM300-12	13.00	29.45	24.00	43.0	44.0	102.00
JM300-14	14.70	29.45	24.00	43.0	44.0	102.00
JM300-16	17.00	29.45	24.00	43.0	44.0	102.00
JM300-20	21.00	29.45	24.00	43.0	44.0	102.00
JM400-12	13.00	33.35	27.00	48.5	50.0	113.00
JM400-14	14.70	33.35	27.00	48.5	50.0	113.00
JM400-16	17.00	33.35	27.00	48.5	50.0	113.00
JM400-20	21.00	33.35	27.00	48.5	50.0	113.00
JM500-14	14.70	37.30	30.00	55.0	50.0	123.00
JM500-16	17.00	37.30	30.00	55.0	50.0	123.00
JM500-20	21.00	37.30	30.00	55.0	50.0	123.00
JM630-16	17.00	44.10	35.00	65.0	65.0	135.00
JM630-18	19.00	44.10	35.00	65.0	65.0	135.00
JM630-20	21.00	44.10	35.00	65.0	65.0	135.00

SCB Bell-Mouth Copper Cable Lug

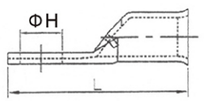

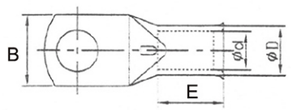

Product Parameters

Item No.	Dimensions(mm)					
	ΦH	ΦD	Φd	E	B	L
SCB10-6	6.5	6.6	4.5	11.0	13.0	30.0
SCB10-10	8.3	6.6	4.5	12.5	13.0	30.0
SCB16-6	6.5	7.5	5.5	11.0	14.0	30.7
SCB16-8	8.3	7.5	5.5	12.5	13.0	30.7
SCB16-10	10.3	7.5	5.5	16.0	14.0	35.9
SCB16-12	12.7	8.1	5.5	18.0	13.0	35.9
SCB25-6	6.5	9.1	6.7	13.0	13.0	32.2
SCB25-8	8.3	9.1	6.7	13.0	13.0	32.2
SCB25-10	10.3	9.1	6.7	16.0	14.0	36.9
SCB25-12	12.7	9.1	6.7	18.0	13.0	36.9
SCB35-6	6.5	11.0	8.6	16.0	16.0	37.6
SCB35-8	8.3	11.0	8.6	16.0	16.0	37.6
SCB35-10	10.3	11.0	8.6	17.0	16.0	41.5
SCB35-12	12.7	11.0	8.6	17.0	16.0	41.5
SCB50-8	8.3	12.4	9.5	18.0	17.0	41.0
SCB50-10	10.3	12.4	9.5	18.0	17.0	44.0
SCB50-12	12.7	12.4	9.5	19.0	17.0	44.0
SCB70-8	8.3	15.0	12.0	22.0	21.5	52.4
SCB70-10	10.3	15.0	12.0	22.0	21.5	52.4
SCB70-12	12.7	15.0	12.0	22.0	21.5	52.4
SCB70-14	14.8	15.0	12.0	22.0	21.5	52.4
SCB95-8	8.3	17.0	13.4	25.0	22.5	54.7
SCB95-10	10.3	17.0	13.4	25.0	22.5	54.7
SCB95-12	12.7	17.0	13.4	25.0	22.5	54.7
SCB95-14	14.8	17.0	13.4	25.0	22.5	58.3

Item No.	Dimensions(mm)					
	ΦH	ΦD	Φd	B	E	L
SCB120-8	8.3	19.0	15.0	27.5	23.0	60.0
SCB120-10	10.3	19.0	15.0	27.5	23.0	60.0
SCB120-12	12.7	19.0	15.0	27.5	23.0	60.0
SCB120-14	14.8	19.0	15.0	27.5	23.0	64.0
SCB150-10	10.3	21.2	16.5	30.0	27.0	67.0
SCB150-12	12.7	21.2	16.5	30.0	27.0	67.0
SCB150-14	14.8	21.2	16.5	30.0	27.0	67.0
SCB150-16	16.5	21.2	16.5	30.0	27.0	71.4
SCB185-10	10.3	23.0	19.0	34.0	30.0	73.0
SCB185-12	12.7	23.0	19.0	34.0	30.0	73.0
SCB185-14	14.8	23.0	19.0	34.0	30.0	73.0
SCB185-16	16.5	23.0	19.0	34.0	30.0	76.2
SCB240-12	12.7	26.5	21.0	38.6	38.0	91.4
SCB240-14	14.8	26.5	21.0	38.6	38.0	91.4
SCB240-16	16.5	26.5	21.0	38.6	38.0	91.4
SCB300-12	12.7	30.0	24.5	43.8	42.0	98.0
SCB300-14	14.8	30.0	24.5	43.8	42.0	98.0
SCB300-16	16.5	30.0	24.5	43.8	42.0	98.0
SCB400-12	12.7	35.0	27.0	50.0	44.0	104.0
SCB400-14	14.8	35.0	27.0	50.0	44.0	104.0
SCB400-16	14.8	35.0	27.0	50.0	44.0	104.0

Bell Mouth Copper Cable Lug

Bell Mouth Lugs range is specifically designed to accommodate fine stranded fine stranded flexible conductors, Because fine stranded cables have a larger diameter than normal cables,and they tend to splay out after stripping, this range of lugs, funnel the strands into the lugs and make conductor insertion easy.

Material: copper-99.9% pure.

Operating Temperature:-55℃ to 155℃ due to oxygen-free copper

Surface: Tin plated.

Conformant Standards: AS/NZS4325

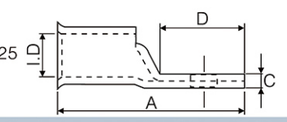

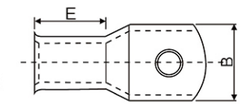

Part No.	Dimensions(mm)						
	Φ	I.D	A	B	C	D	E
CL35-6BM	35	8.2	44	16	3.0	18	21
CL35-8BM	35	8.2	44	16	3.0	18	21
CL35-10BM	35	8.2	46	18	2.6	20	21
CL35-12BM	35	8.2	50	20	2.3	24	21
CL50-6BM	50	9.5	48	18	3.2	20	22
CL50-8BM	50	9.5	48	18	3.2	20	22
CL50-10BM	50	9.5	48	18	3.2	20	22
CL50-12BM	50	9.5	52	21	2.4	24	22
CL70-6BM	70	11.2	54	21	3.3	24	24
CL70-8BM	70	11.2	54	21	3.3	24	24
CL70-10BM	70	11.2	54	21	3.3	24	24
CL70-12BM	70	11.2	54	21	3.3	24	24
CL95-8BM	95	13.4	60	25	3.9	26	27
CL95-10BM	95	13.4	60	25	3.9	26	27
CL95-12BM	95	13.4	60	25	3.9	26	27
CL95-16BM	95	13.4	64	28	3.4	30	27
CL120-10BM	120	15.6	64	29	5.0	26	30
CL120-12BM	120	15.6	64	29	5.0	26	30
CL120-16BM	120	15.6	68	29	5.0	30	30
CL150-10BM	150	16.7	71	32	5.5	32	30
CL150-12BM	150	16.7	80	32	5.5	41	30
CL150-16BM	150	16.7	80	32	5.5	41	30
CL185-10BM	185	18.4	74	35	5.7	32	32
CL185-12BM	185	18.4	83	35	5.7	41	32
CL185-16BM	185	18.4	83	35	5.7	41	32
CL240-12BM	240	21.2	92	40	7.1	42	38
CL240BM	240	21.2	92	40	7.1	42	38
CL300BM	300	23.5	101	45	7.8	46	42

Long Barrel Copper Cable Lug

The lugs are made from high conductivity annealed copper which gives the best electrical properties possible.
Material:copper–99.9% pure.
Operating Temperature:–55℃ to 155℃ due to oxygen–free copper
Surface: Tin plated.
Conformant Standards: IEC (Fra.)DIN/VDE(Ger.)

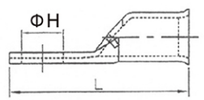

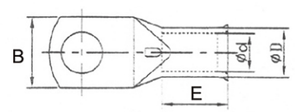

Part No.	Dimensions(mm)					
	ΦH	ΦD	Φd	B	E	L
SCBL6–6	6.5	5.9	4.0	11.0	18.5	33.6
SCBL6–8	8.3	5.9	4.0	12.5	18.5	36.3
SCBL6–10	10.3	6.2	4.0	15.0	18.5	37.3
SCBL10–5	5.3	6.6	4.5	11.0	22.0	39.0
SCBL10–6	6.5	6.6	4.5	11.0	22.0	39.0
SCBL10–8	8.3	6.6	4.5	12.5	22.0	39.0
SCBL10–10	10.3	6.9	4.5	16.0	22.0	43.1
SCBL10–12	12.7	6.9	4.5	18.0	21.0	43.1
SCBL16–5	5.3	7.5	5.5	11.0	23.0	39.7
SCBL16–6	6.5	7.5	5.5	11.0	23.0	39.7
SCBL16–8	8.3	7.5	5.5	12.5	22.0	39.7
SCBL16–10	10.3	7.5	5.5	16.0	23.0	44.9
SCBL16–12	12.7	8.1	5.5	18.0	22.0	44.9
SCBL25–5	5.3	9.1	6.7	13.0	28.0	47.2
SCBL25–6	6.5	9.1	6.7	13.0	28.0	47.2
SCBL25–8	8.3	9.1	6.7	13.0	28.0	47.2
SCBL25–10	10.3	9.1	6.7	16.0	29.0	51.9
SCBL25–12	12.7	9.1	6.7	18.0	28.0	51.9
SCBL25–14	14.8	9.1	6.7	20.0	28.0	53.9
SCBL35–5	5.3	11.0	8.6	16.0	31.0	12.6
SCBL35–6	6.5	11.0	8.6	16.0	31.0	52.6
SCBL35–8	8.3	11.0	8.6	16.0	31.0	52.6
SCBL35–10	10.3	11.0	8.6	17.0	31.0	16.5
SCBL35–12	12.7	11.0	8.6	18.0	31.0	16.5
SCBL35–14	14.8	11.0	8.6	20.0	31.0	58.5
SCBL35–16	16.5	11.0	8.6	23.0	31.0	60.5
SCBL50–5	5.3	12.4	9.5	18.0	32.0	56.0
SCBL50–6	6.5	12.4	9.5	18.0	32.0	56.0
SCBL50–8	8.3	12.4	9.5	18.0	32.0	56.0
SCBL50–10	10.3	12.4	9.5	18.0	32.0	59.0

Lugs And Connectors

Part No.	Dimensions(mm)					
	ΦH	ΦD	Φd	B	E	L
SCBL50–12	12.7	12.4	9.5	19.0	32.0	59.0
SCBL50–14	14.8	12.4	9.5	21.0	34.0	67.8
SCBL50–16	16.5	12.4	9.5	23.0	34.0	67.8
SCBL70–5	5.3	15.0	12.0	22.0	36.1	67.4
SCBL70–6	6.3	15.0	12.0	22.0	36.5	67.4
SCBL70–8	8.3	15.0	12.0	22.0	36.5	67.4
SCBL70–10	10.3	15.0	12.0	22.0	36.5	67.4
SCBL70–12	12.7	15.0	12.0	22.0	36.5	67.4
SCBL70–14	14.8	15.0	12.0	22.0	36.5	70.0
SCBL70–16	16.5	15.0	12.0	24.0	35.0	70.0
SCBL95–8	8.3	17.0	13.4	25.0	37.5	69.7
SCBL95–10	10.3	17.0	13.4	25.0	37.5	69.7
SCBL95–12	12.7	17.0	13.4	25.0	37.5	69.7
SCBL95–14	14.8	17.0	13.4	25.0	37.5	73.3
SCBL95–16	16.5	17.0	13.4	25.0	37.5	73.3
SCBL95–20	20.9	17.0	13.4	28.0	34.5	73.3
SCBL120–8	8.3	19.0	15.0	27.5	38.0	75.0
SCBL120–10	10.3	19.0	15.0	27.5	38.0	75.0
SCBL120–12	12.7	19.0	15.0	27.5	38.0	75.0
SCBL120–14	14.8	19.0	15.0	27.5	38.0	79.0
SCBL120–16	16.5	19.0	15.0	27.5	38.0	79.0
SCBL120–20	20.9	19.0	15.0	27.5	38.0	79.0
SCBL150–10	10.3	21.2	16.5	30.0	42.0	82.0
SCBL150–12	12.7	21.2	16.5	30.0	42.0	82.0
SCBL150–14	14.8	21.2	16.5	30.0	42.0	82.0
SCBL150–16	16.5	21.2	16.5	30.0	42.0	86.4
SCBL150–20	20.9	21.2	16.5	30.0	42.0	86.4
SCBL185–10	10.3	23.0	19.0	34.0	45.0	88.0
SCBL185–12	12.7	23.0	19.0	34.0	45.0	88.0
SCBL185–14	14.8	23.0	19.0	34.0	45.0	88.0
SCBL185–16	16.5	23.0	19.0	34.0	45.0	91.2
SCBL185–20	20.9	23.0	19.0	34.0	45.0	91.2
SCBL240–10	10.3	26.5	21.0	38.6	53.0	106.4
SCBL240–12	12.7	26.5	21.0	38.6	53.0	106.4
SCBL240–14	14.8	26.5	21.0	38.6	53.0	106.4
SCBL240–16	16.5	26.5	21.0	38.6	53.0	106.4
SCBL240–20	20.9	26.5	21.0	38.6	53.0	106.4
SCBL300–12	12.7	30.0	24.1	43.8	57.0	113.0
SCBL300–14	14.8	30.0	24.5	43.8	57.0	113.0
SCBL300–16	16.5	30.0	24.5	43.8	57.0	113.0
SCBL300–20	20.9	30.0	24.5	43.8	57.0	113.0
SCBL400–12	12.7	35.0	27.0	50.0	59.0	119.0
SCBL400–14	14.8	35.0	27.0	50.0	59.0	119.0
SCBL400–16	16.5	35.0	27.0	50.0	59.0	119.0
SCBL400–20	20.9	31.0	27.0	50.0	59.0	119.0

Long Palm and Long Barrel Copper Cable Lug

Long palm long barrel lugs are designed for totally air-tight cable applications. The barrels are intemally silver soldered at the palm junction and the inspection window is not present.

The long palm can easily accommodate two bolts, for secure termination. All lugs are standard with blank palm, and stud holes can be punched to order.

These lugs can easily be modified to make special lugs by bending the palm, cropping the palm or shortenint the barrel.

They are designed to crimp with standard hexagon dies for the standard range of copper lugs.

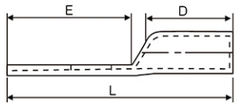

Part No.	Nominal conductor (mm^2)	Dimensions(mm)					
		ID	L	B	C	D	E
CAL16LPB	16	5.5	86	16	1.5	61	21
CAL25LPB	25	7.1	95	16	1.9	61	29
CAL35LPB	35	8.2	112	18	2.6	72	35
CAL50LPB	50	9.5	130	18.2	3.3	80	44
CAL70LPB	70	11.2	154	231.1	3.5	100	48
CAL95LPB	95	13.4	161	25	3.9	100	54
CAL120LPB	120	15.6	168	28.5	5.0	100	60
CAL150LPB	150	16.7	169	32	5.8	100	60
CAL185LPB	185	18.4	174	35	5.8	100	64
CAL240LPB	240	21.2	192	40	7.1	100	80
CAL300LPB	300	23.5	208	45	7.8	105	90
CAL400LPB	400	26.8	228	50	7.7	110	100
CAL500LPB	500	30.0	235	56	8.5	110	105
CAL630LPB	630	34.0	247	65	10.9	110	115

Long Palm Copper Cable Lug(2 Holes)

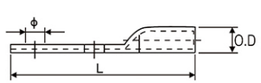

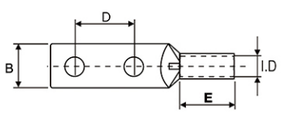

Part No.	Dimensions(mm)						
	ϕ	O.D	I.D	B	E	L	D
LPCL38-8	9.0	11.7	9.5	17.5	12.5	26.8	25.4
LPCL60-10	11.0	14.4	11.9	21.3	14.5	74.7	25.4
LPCL80-10	11.0	17.9	14.9	26.7	19.5	82.3	25.4
LPCL100-10	11.0	20.1	16.8	29.7	19.5	86.6	25.4
LPCL125-10	11.0	21.3	17.8	32.0	19.5	89.7	25.4
LPCL150-10	11.0	23.4	19.6	35.0	22.8	94.5	25.4
LPCL185-12	14.0	25.3	21.1	37.8	23.8	117.0	44.5
LPCL200-12	14.0	27.0	22.5	40.4	24.8	119.6	44.5
LPCL250-12	14.0	30.2	25.2	45.2	26.8	120.7	44.5
LPCL325-12	14.0	33.1	27.6	49.2	36.0	130.2	44.5
LPCL400-12	14.0	38.2	31.8	56.9	40.0	136.8	44.5
LPCL500-12	14.0	42.7	35.6	63.5	43.0	147.5	44.5

Copper Cable Lug(4 Holes)

The lugs are made from high conductivity annealed copper which, gives the best electrical properties possible .
Material: copper-99.9% pure.
Surface: Tin plated

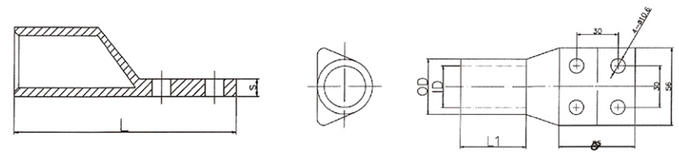

Part NO.	MOMINAL DIMENSIONS-mm				
	0D	ID	L	L1	S
300/4H	28.6	23.4	121	46	5.2
400/4H	32.8	26.8	122	46	6
500/4H	40	30	127	48	10
630/4H	44.7	34.5	145	60	10.2
800/4H	52	40	146	65	12
1000/4H	56	43	200	88	13

Copper Cable Lug(2 Holes)

The lugs are made from high conductivity annealed copper which, gives the best electrical properties possible .
Material: copper-99.9% pure.
Surface: Tin plated

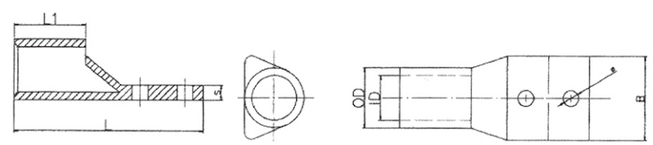

Part NO.	MOMINAL DIMENSIONS-mm						
	0D	ID	L	L1	S	B	ϕ
500/2H	39.5	30.3	125	45	9.2	56	10.5

Copper Cable Lug

The lugs are made from high conductivity annealed copper which gives the best electrical properties possible .
Material: copper–99.9% pure.
Operating Temperature:–55℃ to 155℃ due to oxygen–free copper
Surface: Tin plated

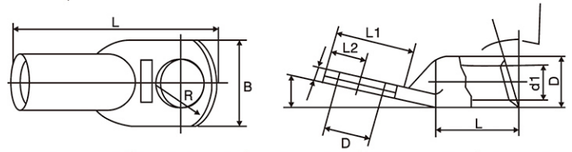

ITEM	d1 mm	d mm	D mm	L mm	1min mm	l1 mm	l2 mm	S** mm
JG–4A	3	5	5.5	32	12	16	5	1.1
JG–6A	4	6	5.5	32	12	16	7	1.5
JG–10A	5	8	6.5	40	14	20	8.5	1.9
JG–16A	6	9	6.5	40	14	20	8.5	2.2
JG–25A	7	10	8.5	48	20	22	11	2.2
JG–25A*	8	11	8.5	50	20	22	11	2.5
JG–35A	10	13	10.5	63	24	25	12.5	2.3
JG–50A	11	14	10.5	63	24	25	12.5	2.1
JG–70A	13	16	10.5	65	26	27	12.5	2.8
JG–95A	15	19	12.5	75	32	27	13.5	3.4
JG–120A	17	22	13	81	32	34	13.5	3.9
JG–150A	19	25	17	90	34	34	16	5.3
JG–185A	21	27	17	95	38	41	16	5.1
JG–240A	24	32	21	105	38	41	20	6

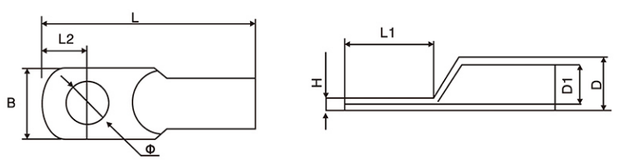

ITEM	B	D	D1	Φ	H	L	L1	L3
JG–6B	8.6	4.4	6.0	6.2	1.5	32.0	12.0	6.8
JG–10B	11.3	6.0	8.0	6.2	1.9	38.5	17.0	7.8
JG–16B	130	6.8	9.0	8.2	2.1	42.0	17.0	7.6
JG–25B	14.4	7.8	10.0	8.2	2.1	46.0	19.0	9.0
JG–35B	16.4	8.8	11.0	8.2	2.1	52.0	20.0	10.5
JG–50B	19.3	10.8	13.0	10.2	2.1	54.5	22.0	11.5
JG–70B	21.8	12.6	15.0	12.4	2.3	61.0	25.0	12.5
JG–95B	26.5	15.2	18.0	12.4	2.7	65.5	29.0	13.2
JG–120B	27.8	16.0	19.0	14.5	2.9	72.0	31.0	16.0
JG–150B	30.6	17.0	21.0	14.5	3.8	80.0	35.0	17.5
JG–185B	35.2	19.4	24.0	16.5	4.4	85.0	37.0	16.8
JG–240B	38.0	21.4	26.0	16.5	4.4	95.0	39.0	19.2
JG–300B	43.4	24.4	30.0	16.5	5.5	95.0	43.0	22.0
JG–400B	47.0	27.0	33.0	17.0	5.9	115.0	50.0	24.0

Copper Cable Lug

Material:copper
Electcolytic tin–plating on request

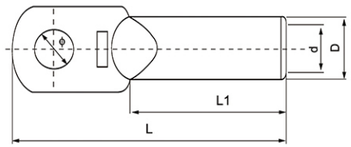

Part No.	Dimensions(mm)				
	ϕ	D	d	L	L_1
DTG–10	4.5	8	5	50	31
DTG–16	6.5	9	6	57	31
DTG–25	6.5	10	7	62	34
DTG–35	6.5	11	8	66	36
DTG–50	8.5	13	10	72	40
DTG–70	10.5	16	11.5	80	42
DTG–95	10.5	18	13.5	87	46
DTG–120	12.5	20	15	96	48
DTG–150	12.5	22	16.5	103	52
DTG–185	12.5	25	18.5	105	55
DTG–240	12.5	27	21	120	60
DTG–300	17	31	24	135	65

Copper Crimp Lug-2 Holes

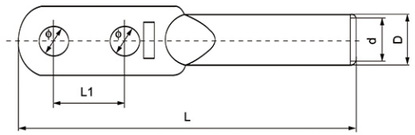

Part No.	Conductor mm^2	Dimensions(mm)				
		d	D	ϕ	L1	L
DTG–2–25	25	7	10	10.5	44.5	120
DTG–2–35	35	8	11	10.5	44.5	125
DTG–2–50	50	10	13	10.5	44.5	135
DTG–2–70	70	11.5	16	12.5	44.5	140
DTG–2–95	95	13.5	18	12.5	44.5	145
DTG–2–120	120	15	20	12.5	44.5	150
DTG–2–150	150	15	22	16.5	44.5	156
DTG–2–185	185	18.5	25	16.5	44.5	160
DTG–2–240	240	21	27	16.5	44.5	160

T45° Copper Cable Lug

Terminal Body: Copper
Plating: Tin

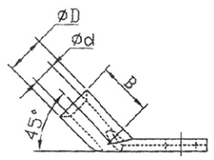

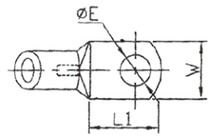

Part No.	Dimensions(mm)					
	ΦE	ΦD	Φd	W	B	L
T45-10/6	6.4	6.9	4.7	11.9	11.0	12.5
T45-10/8	8.3	6.9	4.7	13.5	11.0	15.5
T45-16/6	64	7.8	5.6	12.0	12.0	11.5
T45-16/8	8.3	7.8	5.6	13.5	12.0	15.0
T45-25/8	8.3	9.5	7.1	14.0	13.0	16.0
T45-25/10	10.5	9.5	7.1	16.0	13.0	19.0
T45-35/8	8.3	11.0	8.2	16.5	16.0	18.0
T45-35/10	10.5	11.0	8.2	16.5	16.0	22.0
T45-50/10	10.5	12.5	9.5	17.9	20.0	22.0
T45-50/12	13.0	12.5	9.5	17.9	20.0	22.0
T45-70/10	10.5	15.0	11.5	21.5	21.0	22.0
T45-70/12	13.0	15.0	11.5	21.5	21.0	22.0
T45-95/14	14.5	17.0	135	24.7	24.0	33.0
T45-95/16	16.5	17.0	13.5	21.7	24.0	33.0
T45-120/14	14.5	20.0	15.6	28.9	27.0	33.0
T45-120/16	16.5	20.0	15.6	28.9	270	33.0
T45-150/14	14.5	21.0	16.5	30.4	32.0	33.0
T45-150/16	16.5	21.0	16.5	30.4	32.0	33.0
T45-185/16	16.5	23.6	18.4	34.0	34.0	35.0
T45-240/16	16.5	26.4	21.2	38.5	38.0	35.0

Circuit Breaker Lugs

Circuit Breaker Lug are specially made for terminating large cables to circuit breakers Since flash over distances have reduced, the connecting tunnel in breakers has become narrower, and fitting lugs in 150 to 250A breakers has become a problem because the pins of conventional lugs are too wide.

These lugs are made from 99.9%+ cu high conductivity copper which gives the best electrical properties possible.

Technical Data

Conductive Material

Copper	99.95% pure
Oxygen Content	30 ppm max
Tensile Strength	200 Mpa
Ductile Rating	40%
Final Metal State	Fully Annealed

Operating Temperature

-55℃ to 155℃ due to oxygen-free copper

Electroplating Material

Tin	99.95% pure
Other Metals	Lead + Antimony
Thickness	5-10 microns

General Electrical Properties

Total Conductivity	99.7% IACS
Total Resistivity	1.738 micro-ohm cm

Conformant Standards

As4325 Part 1 Australia; IEC France;
DIN/VDE Germany; JIS Japan;
BS United Kingdom; UL/NEMA USA

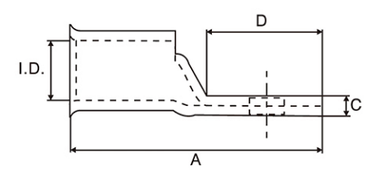

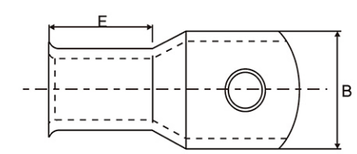

Catalogue No.	Nominal Conductor (mm^2)	Dimensions(mm)						
		I.D.	Stud	A	B	C	D	E
CALCB35-6	35	8.2	6	41	15	3	15	21
CALCB50-6	50	9.5	6	43	15	3.2	15	22
CALCB50-10	50	9.5	10	49	19	3.2	21	22
CALCB70-6	70	11.2	6	45	17	3.3	15	24
CALCB70-10	70	11.2	10	51	19	3.3	21	24
CALCB95-8	95	13.4	8	51	19	3.9	17	27
CALCB95-10	95	13.4	10	55	19	3.9	21	27
CALCB120-8	120	15.6	8	61	19	5	23	30
CALCB120-10	120	15.6	10	61	19	5	23	30
CALCB150-8	150	16.7	8	66	19	5.5	27	30
CALCB150-10	150	16.7	10	66	19	5.5	27	30
CALCB185-10	185	18.4	10	74	24.5	5.7	32	32
CALCB240-10	240	21.2	10	82	31	7.1	32	38
CALCB240-12	240	21.2	12	82	31	7.1	32	38
CALCB300-10	300	23.5	10	87	31	7.8	32	42
CALCB300-12	300	23.5	12	87	31	7.8	32	42

T90° Copper Cable Lug

Terminal Body: Copper
Plating: Tin

Part No.	Dimensions(mm)					
	ΦE	ΦD	Φd	W	B	L
T90-10/6	6.4	6.9	4.7	11.9	10.5	12.5
T90-10/8	8.3	6.9	4.7	13.5	10.5	15.5
T90-16/6	6.4	7.8	5.6	11.9	11.0	12.0
T90-16/8	8.3	7.8	5.6	13.5	11.0	15.5
T90-25/8	8.3	9.5	7.1	14.0	13.0	16.0
T90-25/10	10.5	9.5	7.1	16.0	13.0	19.0
T90-35/8	8.3	11.0	8.2	16.5	16.0	18.0
T90-35/10	10.5	11.0	8.2	16.5	16.0	22.0
T90-50/10	10.5	12.5	9.5	17.9	20.0	22.0
T90-50/12	13.0	12.5	9.5	17.9	20.0	22.0
T90-70/10	10.5	15.0	11.5	21.5	21.0	22.0
T90-70/12	13.0	15.0	11.5	21.5	21.0	22.0
T90-95/14	14.5	17.0	13.5	24.7	24.0	33.0
T90-95/16	16.5	17.0	13.5	24.7	24.0	33.0
T90-120/14	14.5	20.0	15.6	28.9	27.0	33.0
T90-120/16	16.5	20.0	15.6	28.9	27.0	33.0
T90-150/14	14.5	21.0	16.5	30.4	32.0	33.0
T90-150/16	16.5	21.0	16.5	30.4	32.0	33.0
T90-185/16	16.5	23.6	18.4	34.0	34.0	35.0
T90-240/16	16.5	26.4	21.2	38.5	38.0	35.0

Bell Mouth Copper Crimp Lug(Australia Standard)

The lugs are made from high conductivity annealed copper which, gives the best electrical properties possible .
Material: copper-99.9% pure.
Operating Temperature:-55℃ to 155℃ due to oxygen-free copper
Surface: Tin plated

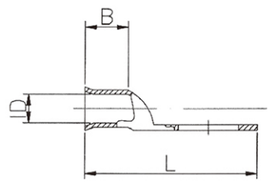

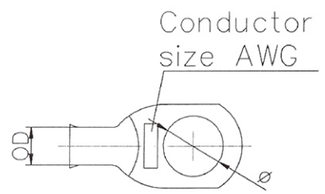



Part NO.	MOMINAL DIMENSIONS-mm					
	0D±0.1	ID±0.1	L±2	B	Φ	Conductor size AWG
5600	7.5	5	30	7.5	10.5	8#
5601	8.8	6	33.5	9	10.5	6#
5603	12.2	8.7	41	14	10.5	2*3/8
5604	13.7	9.3	44	15	10.5	1*3/8
5605	14	10.3	47	18	10.5	1/0
5606	14	10.3	47	18	13.5	1/0
5607	15.7	11.7	52	18	9.5	2/0
5608	15.7	11.7	52	18	13.5	2/0
5609	17.5	13	57	20	10.5	3/0
5610	17.5	13	57	20	13.5	3/0
5611	18.7	14.2	58.5	20	10.5	4/0

Copper Cable Connector Din 46267

Material:99.9% electrolytic copper

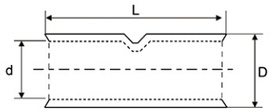

Part No.	Dimensions(mm)		
	D	d	L
MDC 6	5.5	3.8	30
MDC 10	6	4.5	30
MDC 16	8	5.5	50
MDC 25	10	7.0	50
MDC 35	12	8.2	50
MDC 50	14	10.0	56
MDC 70	16	11.5	56
MDC 95	18	13.5	70
MDC 120	20	15.5	70
MDC 150	22	17.0	80
MDC 185	25	19.0	85
MDC 240	28	21.5	90
MDC 300	31.5	24.5	100
MDC 400	38	27.5	150
MDC 500	42	31.0	160
MDC 625	44	34.5	160

Copper Cable Connector IEC61238-1

Material:copper-99.9% pure.

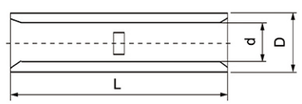

Part No.	Dimensions(mm)		
	D	d	L
GTY1.5	3.7	1.8	20.0
GTY2.5	4.0	2.4	20.0
GTY4	4.8	3.1	20.0
GTY6	5.5	3.8	20.0
GTY10	6.2	4.5	20.0
GTY16	7.1	5.4	40.0
GTY25	8.8	6.8	45.0
GTY35	10.6	8.2	45.0
GTY50	12.4	9.5	45.0
GTY70	14.7	11.2	50.0
GTY95	17.4	13.5	50.0
GTY120	19.4	15.0	55.0
GTY150	21.2	16.5	60.0
GTY185	23.5	18.5	65.0
GTY240	26.5	21.0	80.0
GTY300	30.0	23.5	85.0
GTY400	36.5	28.5	90.0

Copper Cable Connector(Australia Standard)

Material:copper-99.9% pure.
Conformant Standard: AS/NZS4325

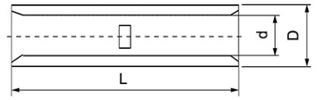

Part No.	Dimensions(mm)		
	d	D	L
CLK1.5	1.8	3.7	22.0
CLK2.5	2.5	4.4	22.0
CLK4	3.3	5.2	22.0
CLK6	3.8	5.5	22.0
CLK10	4.7	7.1	22.0
CLK16	5.5	7.9	44.0
CLK25	7.1	9.5	48.0
CLK35	8.4	11.5	48.0
CLK50	9.5	12.8	48.0
CLK70	11.2	14.4	52.0
CLK95	13.5	17.4	54.0
CLK120	15.6	20.6	66.0
CLK150	16.7	22.2	66.0
CLK185	18.4	24.2	66.0
CLK240	21.2	28.5	91.0
CLK300	23.8	31.9	91.0
CLK400	26.8	34.9	91.0
CLK500	30.0	38.0	112.0
CLK630	34.0	44.0	112.0

Copper Cable Connector"M" Series

M copper butt-connectors are manufactured from electrolytic copper with a tinned plated finish to improve electrical contact. It incorporates acentral stop which facilitates the correct cable position.

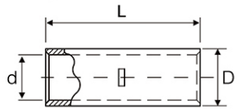

Part No.	Dimensions(mm)		
	d	D	L
M-1.5	2.4	4.0	15.0
M-2.5	2.7	4.3	15.0
M-4	3.3	4.8	22.0
M-6	3.8	5.5	22.0
M-10	4.7	6.9	25.0
M-16	5.6	7.8	27.0
M-25	7.1	9.5	29.0
M-35	8.7	11	33.0
M-50	9.8	12.5	35.0
M-70	11.5	15	39.0
M-95	13.5	17	43.0
M-120	15.6	20	47.0
M-150	16.5	21	58.0
M-185	18.9	23.6	64.0
M-240	21.2	26.4	75.0
M-300	23.4	28.6	90.0
M-400	26.8	32.8	90.0

Copper Reducing Connector
Material

Material: 99.9% Pure copper
It is a barrier type. To be used in the connection between different diameter of copper conductors.

Standard: IEC61238, AS/NZS4325

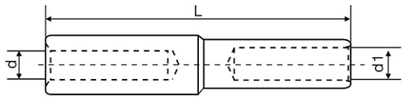



Part No.	Dimensions(mm)		
	L	d	d1
CASR6/4	30	4	3
CASR10/6	30	4.5	4
CASR16/6	40	5.5	4
CASR16/10	40	5.5	4.5
CASR25/6	40	7.5	4
CASR25/10	40	7.5	4.5
CASR25/16	50	7.5	5.5
CASR35/10	40	8.5	4.5
CASR35/16	55	8.5	5.5
CASR35/25	60	8.5	7.5
CASR50/10	45	9.5	4.5
CASR50/25	55	9.5	5.5
CASR50/35	55	9.5	7.5
CASR50/16	60	9.5	8.5
CASR70/25	60	11.5	5.5
CASR70/35	60	11.5	7.5
CASR70/50	65	11.5	8.5
CASR70/50	65	11.5	9.5
CASR95/25	65	13.5	7.5
CASR95/35	65	13.5	8.5
CASR95/50	70	13.5	9.5
CASR120/70	70	13.5	11.5
CASR120/35	70	15.5	8.5
CASR120/50	70	15.5	9.5
CASR120/70	75	15.5	11.5
CASR150/95	75	15.5	13.5
CASR150/80	70	16.5	9.5
CASR150/70	75	16.5	11.5
CASR150/95	80	16.5	13.5
CASR150/120	80	16.5	15.5

Part No.	Dimensions(mm)		
	L	d	d1
CASR185/70	75	18.5	11.5
CASR185/95	80	18.5	13.5
CASR185/120	85	18.5	15.5
CASR185/150	85	18.5	16.5
CASR240/95	85	21.5	13.5
CASR240/120	90	21.5	15.5
CASR240/150	90	21.5	16.5
CASR240/185	95	21.5	18.5
CASR300/120	95	23.5	15.5
CASR300/150	95	23.5	16.5
CASR300/185	100	23.5	18.5
CASR300/240	105	23.5	21.5
CASR400/150	110	26.5	16.5
CASR400/185	110	26.5	18.5
CASR400/240	125	26.5	21.5
CASR400/300	125	26.5	23.5
CASR500/185	115	30	18.5
CASR500/240	120	30	21.5
CASR500/300	125	30	23.5
CASR500/400	140	30	26.5
CASR630/240	120	34	21.5
CASR630/300	125	34	23.5
CASR630/400	140	34	26.5
CASR630/500	140	34	30
CASR800/400	150	39.5	26.5
CASR800/500	150	39.5	30
CASR800/630	150	39.5	34
CASR1000/500	150	44	30
CASR1000/630	150	44	34
CASR1000/630	165	44	39.5

Copper connectors

Material: copper
Surface: Tin-plating

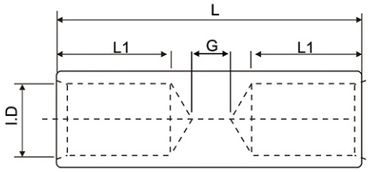

Part No.	Conductor (mm^2)	Dimensions(mm)			
		I.D	L	L1	G
CASB10	10	4.5	35	10	9.4
CASB16	16	5.5	55	19	10.8
CASB25	25	7.5	60	21	10.9
CASB35	35	8.5	60	21	10.1
CASB50	50	9.5	65	22	12.5
CASB70	70	11.5	70	24	12.6
CASB95	95	13.5	80	27	15.5
CASB120	120	15.5	85	30	13.3
CASB150	150	16.5	85	30	12.4
CASB185	185	18.5	90	32	12.3
CASB240	240	21.	105	38	13.8
CASB300	300	23.5	115	42	14.4
CASB400	400	26.5	145	55	16.6

Copper Connectors

Material: Copper
Surface:tin-plating on request

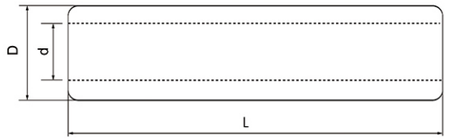

Part No.	Dimensions(mm)		
	d	D	L
GT-G-16	6	9	56
GT-G-25	7	10	60
GT-G-35	8	11	64
GT-G-50	9.7	13	72
GT-G-70	11.5	16	78
GT-G-95	13.5	18	85
GT-G-120	15	20	90
GT-G-150	16.5	22	94
GT-G-185	18.5	25	100
GT-G-240	21	27	110
GT-G-300	24	30	120
GT-G-400	26.5	34	135